



ETA-Danmark A/S  
Göteborg Plads 1  
DK-2150 Nordhavn  
Tel. +45 72 24 59 00  
Internet [www.etadanmark.dk](http://www.etadanmark.dk)

Authorised and notified  
according to Article 29 of the  
Regulation (EU)  
No 305/2011 of the European  
Parliament and of the Council  
of 9 March 2011

MEMBER OF EOTA



## European Technical Assessment ETA-21/0554 of 2021/06/16

### I General Part

**Technical Assessment Body issuing the ETA and designated according to Article 29 of the Regulation (EU) No 305/2011: ETA-Danmark A/S**

**Trade name of the construction product:**

Bostik FP 350 Graphite Plate

**Product family to which the above construction product belongs:**

Fire Stopping and Sealing Product:  
• Penetration Seals

**Manufacturer:**

Bostik B.V.  
Denariusstraat 11  
4903 RC Oosterhout  
The Netherlands

**Manufacturing plant:**

A/003

**This European Technical Assessment contains:**

27 pages including 1 annex which form an integral part of the document

**This European Technical Assessment is issued in accordance with Regulation (EU) No 305/2011, on the basis of:**

EAD 350454-00-1104

**This version replaces:**

-

**Translations of this European Technical Assessment in other languages shall fully correspond to the original issued document and should be identified as such.**

**Communication of this European Technical Assessment, including transmission by electronic means, shall be in full. However, partial reproduction may be made, with the written consent of the issuing Technical Assessment Body. Any partial reproduction has to be identified as such.**

**Table of Contents**

<b>I.</b>	<b>SPECIFIC PARTS OF THE EUROPEAN TECHNICAL ASSESSMENT .....</b>	<b>4</b>
1	Technical description of the product .....	4
2	Specification of the intended uses of the product in accordance with the applicable European Assessment Document (Hereinafter EAD): EAD 350454-00-1104.....	5
3	Performance of the product and references to the methods used for its assessment .....	6
4	ASSESSMENT AND VERIFICATION OF CONSTANCY OF PERFORMANCE (HEREINAFTER AVCP) SYSTEM APPLIED, WITH REFERENCE TO ITS LEGAL BASE.....	7
5	Technical details necessary for the implementation of the AVCP system, as provided for in the applicable EAD .....	7
	<b>ANNEX A – Resistance to Fire Classification – Bostik FP 350 Graphite Plate.....</b>	<b>8</b>
A.1	Flexible wall constructions with wall thickness of minimum 75 mm .....	8
A.1.1	Cable penetration seal with 4.0 mm thick Bostik FP 350 Graphite Plate in socket boxes back to back .....	8
A.1.2	Cable penetration seal with 4.0 mm thick Bostik FP 350 Graphite Plate in socket boxes side by side, with one fitted each face.....	9
A.2	Flexible wall constructions with wall thickness of minimum 100 mm .....	10
A.2.1	Cable penetration seal with 3.8 mm thick Bostik FP 350 Graphite Plate in socket box.....	10
A.2.2	Cable penetration seal with 4.0 mm thick Bostik FP 350 Graphite Plate in socket boxes back to back .....	11
A.2.3	Cable penetration seal with 4.0 mm thick Bostik FP 350 Graphite Plate in socket boxes back to back .....	12
A.2.4	Cable penetration seal with 4.0 mm thick Bostik FP 350 Graphite Plate in socket boxes side by side of stud .....	13
A.2.5	Cable penetration seal with 4.0 mm thick Bostik FP 350 Graphite Plate in socket box.....	14
A.2.6	Cable penetration seal with 4.0 mm thick Bostik FP 350 Graphite Plate in socket box.....	15
A.2.7	Cable penetration seal with 4.0 mm thick Bostik FP 350 Graphite Plate in socket box.....	16
A.2.8	Cable penetration seal with 4.0 mm thick Bostik FP 350 Graphite Plate in socket box.....	17
A.2.9	Cable penetration seal with 4.0 mm thick Bostik FP 350 Graphite Plate in socket box.....	19
A.2.10	Cable penetration seal with 4.0 mm thick Bostik FP 350 Graphite Plate in socket box .....	20
A.2.11	Cable penetration seal with 4.0 mm thick Bostik FP 350 Graphite Plate in socket box .....	21
A.2.12	Cable penetration seal with 4.0 mm thick Bostik FP 350 Graphite Plate in socket box .....	22
A.2.13	Cable penetration seal with 4.0 mm thick Bostik FP 350 Graphite Plate in socket box .....	23
A.2.14	Cable penetration seal with 4.0 mm thick Bostik FP 350 Graphite Plate in socket box .....	24
A.2.15	Cable penetration seal with 4.0 mm thick Bostik FP 350 Graphite Plate in Multibox.....	25
A.2.16	Cable penetration seal with 4.0 mm thick Bostik FP 350 Graphite Plate in Multibox.....	26
A.2.17	Cable penetration seal with 4.0 mm thick Bostik FP 350 Graphite Plate in Multibox.....	27

**I. SPECIFIC PARTS OF THE EUROPEAN TECHNICAL ASSESSMENT**

**1 Technical description of the product**

- 1) Bostik FP 350 Graphite Plate is a preformed, self-adhesive intumescent sheet used to reinstate the fire resistance performance of wall constructions where they have been provided with apertures for the penetration of cables into socket boxes, on both sides or one side of the wall.
- 2) The Bostik FP 350 Graphite Plate is supplied pre-cut to size with a peel off strip to one face to protect the adhesive layer. The Bostik FP 350 Graphite Plate is installed by removing the peelable strip and placing the pad to the back face, within the socket box.
- 3) The applicant has submitted a written declaration that Bostik FP 350 Graphite Plate does not contain substances which have to be classified as dangerous according to Directive 67/548/EEC and Regulation (EC) No 1272/2008 and listed in the "Indicative list on dangerous substances" of the EGDS - taking into account the installation conditions of the construction product and the release scenarios resulting from there.

In addition to the specific clauses relating to dangerous substances contained in this European technical Assessment, there may be other requirements applicable to the products falling within its scope (e.g. transposed European legislation and national laws, regulations and administrative provisions). In order to meet the provisions of the Construction Products Regulation, these requirements need also to be complied with, when and where they apply.

**2 Specification of the intended uses of the product in accordance with the applicable European Assessment Document (Hereinafter EAD): EAD 350454-00-1104**

Detailed information and data is given in Annex A.

- 1) The intended use of Bostik FP 350 Graphite Plate is to reinstate the fire resistance performance of flexible wall constructions where they are penetrated by cables in socket boxes.
- 2) The specific elements of construction that the system Bostik FP 350 Graphite Plate may be used to provide a penetration seal in, are as follows:
  - a. Flexible walls: The wall must have a minimum thickness of 75 mm and comprise steel studs lined on both faces with minimum 1 layer of 12.5 mm thick board.

The supporting construction must be classified in accordance with EN 13501-2 for the required fire resistance period.

Bostik FP Fire Protection Systems which involve services penetrating both sides of a flexible wall may also be used in the situation where the services penetrates one side of the wall only and the remaining side of the wall is not penetrated at the same point (i.e. the services continues on the inside of the wall). All fire integrity and thermal insulation ratings for such single-sided penetrations remain the same as for the equivalent double-sided penetration.

- 3) The System Bostik FP 350 Graphite Plate may be used to provide a penetration seal with cables in socket boxes (for details see Annex A).
- 4) The system Bostik FP 350 Graphite Plate may be used to seal apertures in the separating element up to 142 mm wide by 83 mm high (aperture containing socket box). The aperture around the socket box should be as tightly fitting as possible and gaps filled with plaster filler.
- 5) The provisions made in this European Technical Assessment are based on an assumed working life of the Bostik FP 350 Graphite Plate of 50 years, provided that the conditions laid down in the product datasheet for the packaging/transport/ storage/installation/use/repair are met. The indications given on the working life cannot be interpreted as a guarantee given by the producer or the Technical Assessment Body but are to be regarded only as a means for choosing the right products in relation to the expected economically reasonable working life of the works.
- 6) Type Z<sub>2</sub>: Intended for uses in internal conditions with humidity lower than 85 % RH excluding temperatures below 0°C, without exposure to rain or UV.

**3 Performance of the product and references to the methods used for its assessment**

Product-type: Intumescent sheet	Intended use: Penetration Seal
Essential characteristic	Product performance
<b>BWR 2 Safety in case of fire</b>	
Reaction to fire	No performance assessed
Resistance to fire	Annex A
<b>BWR 3 Hygiene, health and environment</b>	
Air permeability	No performance assessed
Water permeability	No performance assessed
Content, emission and/or release of dangerous substances	Use category: IA1, S/W2 Declaration of manufacturer
<b>BWR 4 Safety in use</b>	
Mechanical resistance and stability	No performance assessed
Resistance to impact/movement	No performance assessed
Adhesion	No performance assessed
Durability	Z <sub>2</sub>
<b>BWR 5 Protection against noise</b>	
Airborne sound insulation	No performance assessed
<b>BWR 6 Energy economy and heat retention</b>	
Thermal properties	No performance assessed
Water vapour permeability	No performance assessed

**4 ASSESSMENT AND VERIFICATION OF CONSTANCY OF PERFORMANCE (HEREINAFTER AVCP) SYSTEM APPLIED, WITH REFERENCE TO ITS LEGAL BASE**

According to the decision 1999/454/EC – Commission Decision of date 22nd June 1999 on the procedure for attesting the conformity of construction products pursuant to Article 20(2) of Council Directive 89/106/EEC as regards fire stopping, fire sealing and fire protective products, published in the Official Journal of the European Union (OJEU) L178/52 of 14/07/1999, (see <https://eur-lex.europa.eu/oj/direct-access.html>) of the European Commission<sup>1</sup>, as amended, the system(s) of assessment and verification of constancy of performance (see Annex V to Regulation (EU) No 305/2011) given in the following table(s) applies (apply).

Product(s)	Intended use(s)	Level(s) or class(es)	System(s)
Fire stopping and Fire Sealing Products	For fire compartmentation and/or fire protection or fire performance	Any	1

**5 Technical details necessary for the implementation of the AVCP system, as provided for in the applicable EAD**

Technical details necessary for the implementation of the AVCP system are laid down in the control plan deposited at ETA-Danmark A/S prior to CE marking

Issued in Copenhagen on 2021-06-16 by



Thomas Bruun

Managing Director, ETA-Danmark

---

<sup>1</sup> Official Journal of the European Communities L178/52 of 14/7/1999

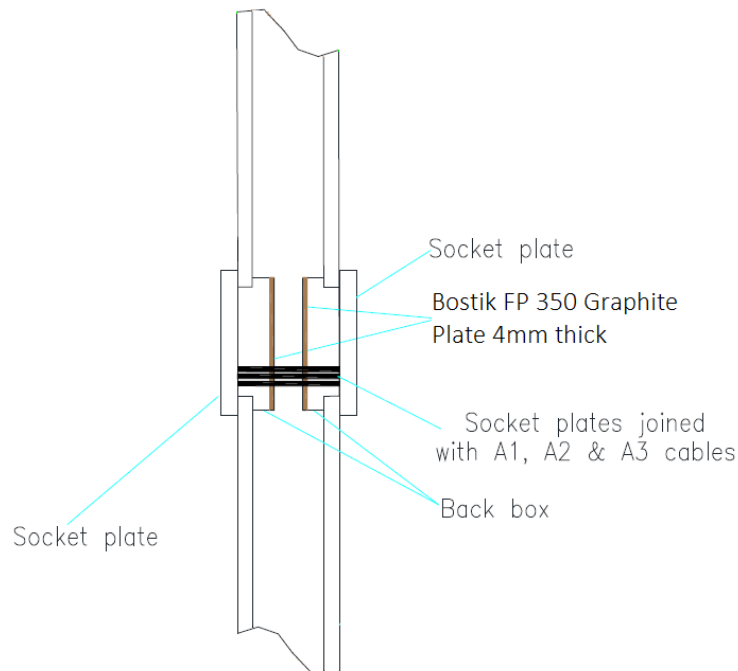
## ANNEX A – Resistance to Fire Classification – Bostik FP 350 Graphite Plate

### A.1 Flexible wall constructions with wall thickness of minimum 75 mm

#### A.1.1 Cable penetration seal with 4.0 mm thick Bostik FP 350 Graphite Plate in socket boxes back to back.

**Penetration Seal:** Cables installed within socket boxes with Bostik FP 350 Graphite Plate adhered to back face within the socket box.

Construction details:

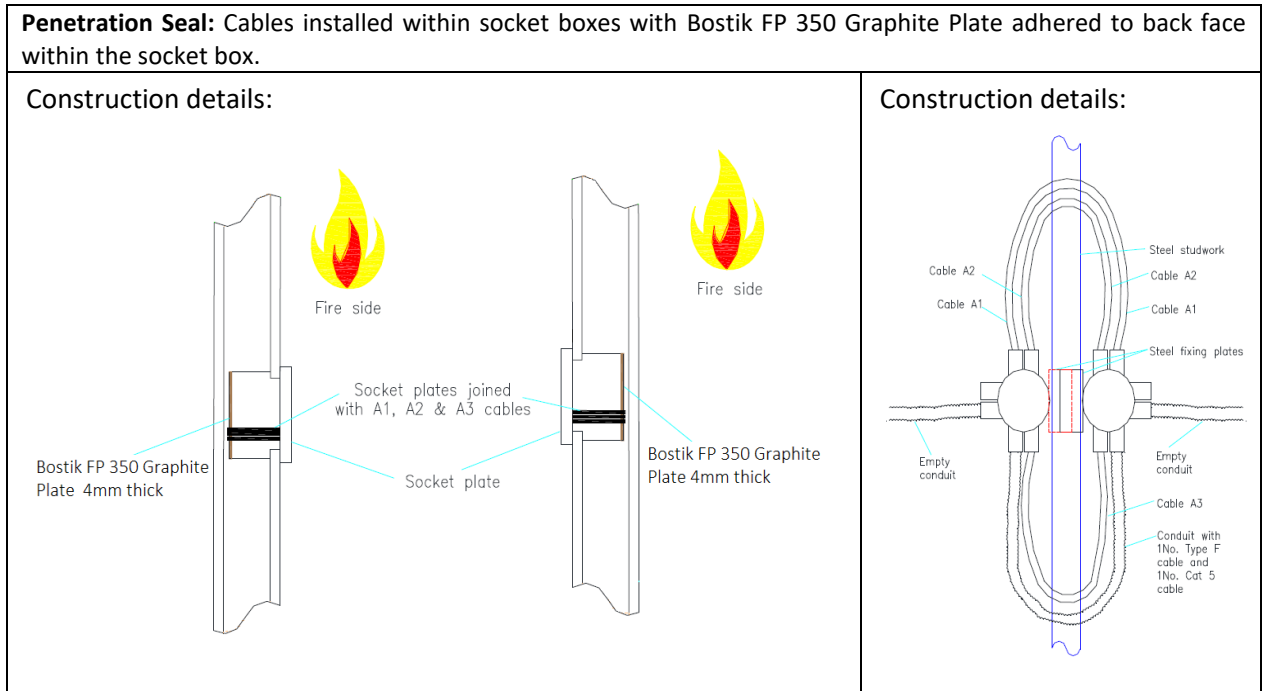


##### A.1.1.1 Double side penetration seal with cables in socket boxes

Services	Socket box	Bostik FP 350 Graphite Plate	Position	Aperture mm	Classification
Cables up to 14mm diameter	UK standard double socket box, 145mm wide x 85mm high x 35mm deep, each with up to 25mm hole cut to accept the cables	110mm wide x 60mm high x 4mm thick, fitted lining the back of the back box	Back to back – 1 fitted to each face	134 wide x 73 High	<b>EI 30</b>



**A.1.2 Cable penetration seal with 4.0 mm thick Bostik FP 350 Graphite Plate in socket boxes side by side, with one fitted each face.**



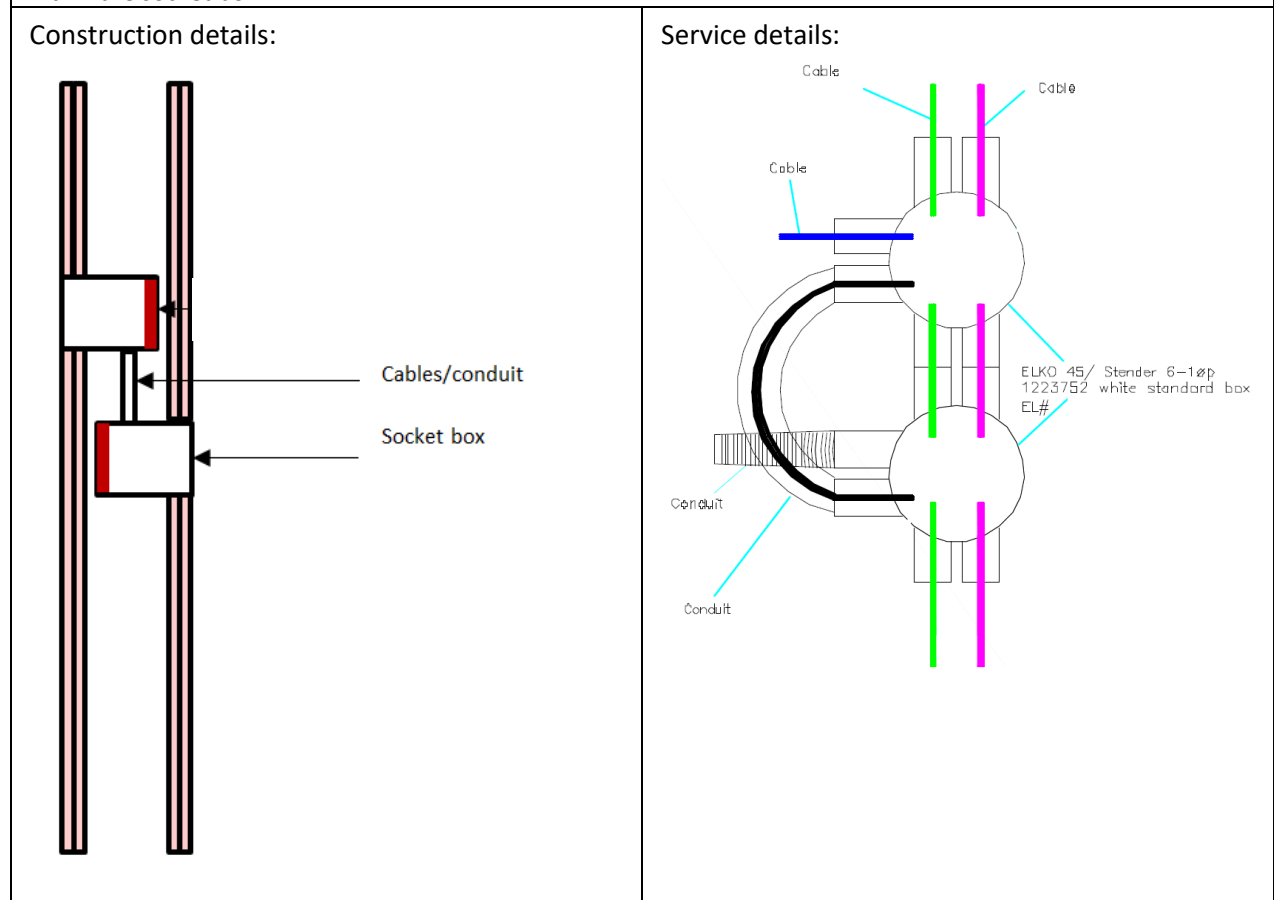
**A.1.2.1 Double side penetration seal with cables in socket boxes**

Services	Socket box	Bostik FP 350 Graphite Plate	Position	Aperture mm	Classification
Cables up to 14mm diameter Plastic conduits with or without cables	Elko 3012 S57/100 1223789 red standard box	45mm wide x 45mm high x 4mm thick, fitted lining the back of the socket box	Adjacent each side of stud – 1 fitted to each face	74mm Ø	<b>E 60, EI 45</b>

**A.2 Flexible wall constructions with wall thickness of minimum 100 mm**

**A.2.1 Cable penetration seal with 3.8 mm thick Bostik FP 350 Graphite Plate in socket box**

**Penetration Seal:** Cables installed within socket boxes with Bostik FP 350 Graphite Plate adhered to back face within the socket box.



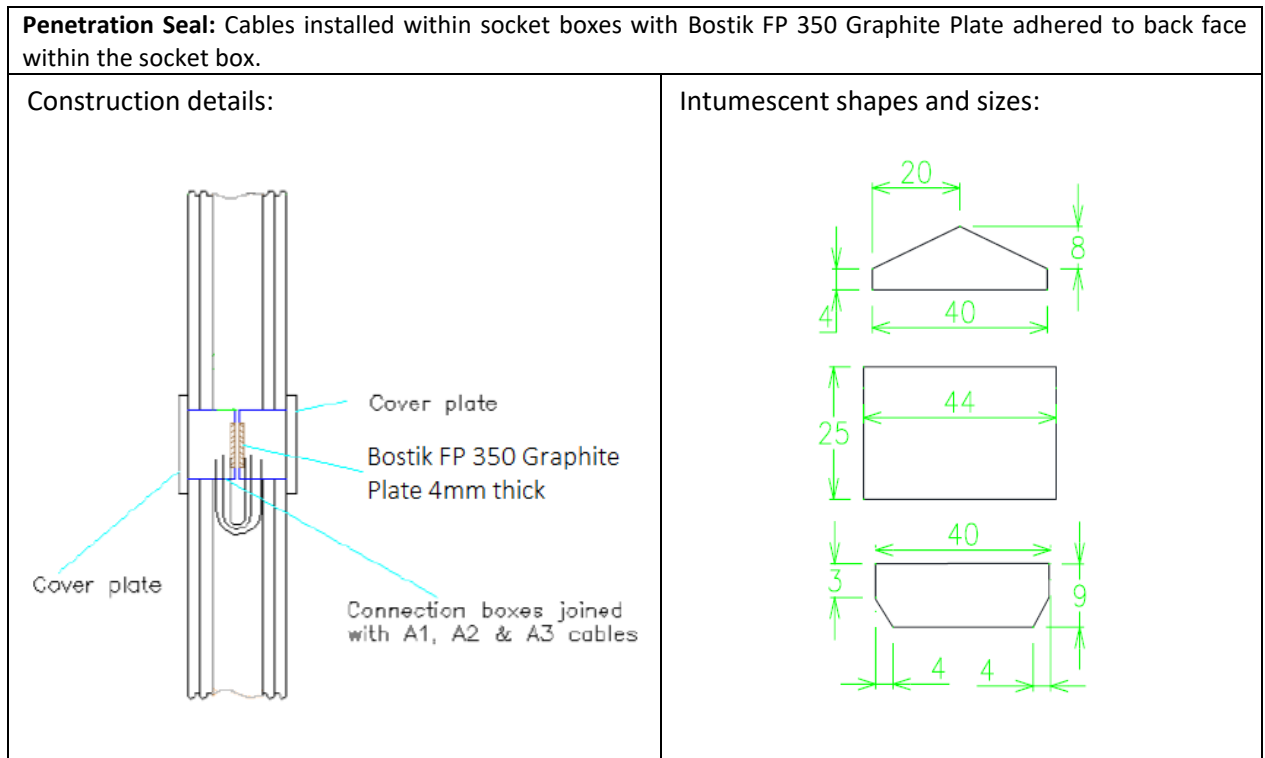
**A.2.1.1 Double side penetration seal with cables in socket boxes**

Services	Socket box*	Bostik FP 350 Graphite Plate mm	Aperture mm	Classification
Cables up to 14 mm diameter	ELKO 45/Stender 6-1øp 1223752 white standard box EL # Or ELKO 3012 S57/100 1223789 #	59 ø x 3.8	73-74 ø^	<b>EI 60</b>
Plastic conduit 22 mm diameter, with or without cables		46 x 46 x 3.8		

\*Fixed directly to studs or with steel plate between studs.

^Aperture shall be as tightly fitting as possible and infilled with building plaster.

**A.2.2 Cable penetration seal with 4.0 mm thick Bostik FP 350 Graphite Plate in socket boxes back to back**

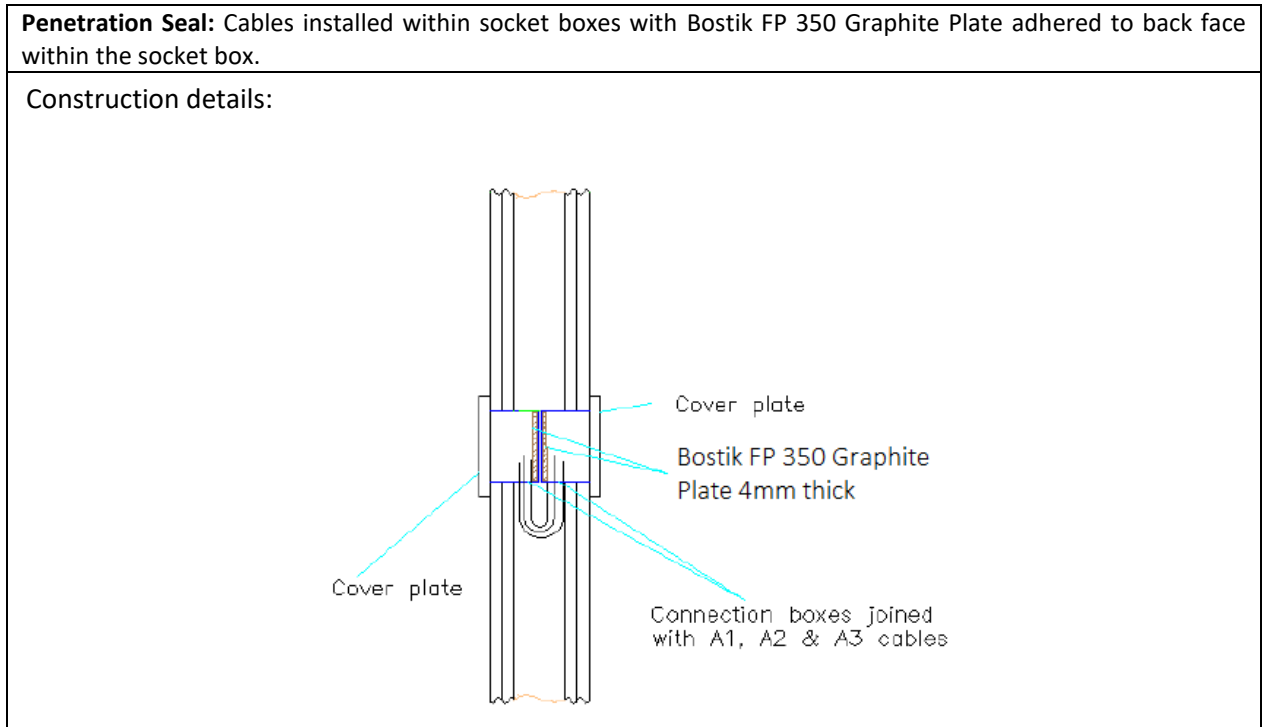


**A.2.2.1 Double side penetration seal with cables in socket boxes**

Services	Socket box <sup>^</sup>	Bostik FP 350 Graphite Plate	Position	Aperture mm	Classification
Cables up to 14mm diameter	Schneider Electric Ref. IMT 36316 connection box, 100mm Ø cover plate with 70mm Ø x 48mm deep back box	3no. Bostik FP 350 Graphite Plate, each fitted lining the back of the socket box	Back to back – 1 fitted to each face, fixed to the stud	70mm Ø	<b>E 90, EI 60</b>

<sup>^</sup>Fixed to studs with steel plate

### A.2.3 Cable penetration seal with 4.0 mm thick Bostik FP 350 Graphite Plate in socket boxes back to back

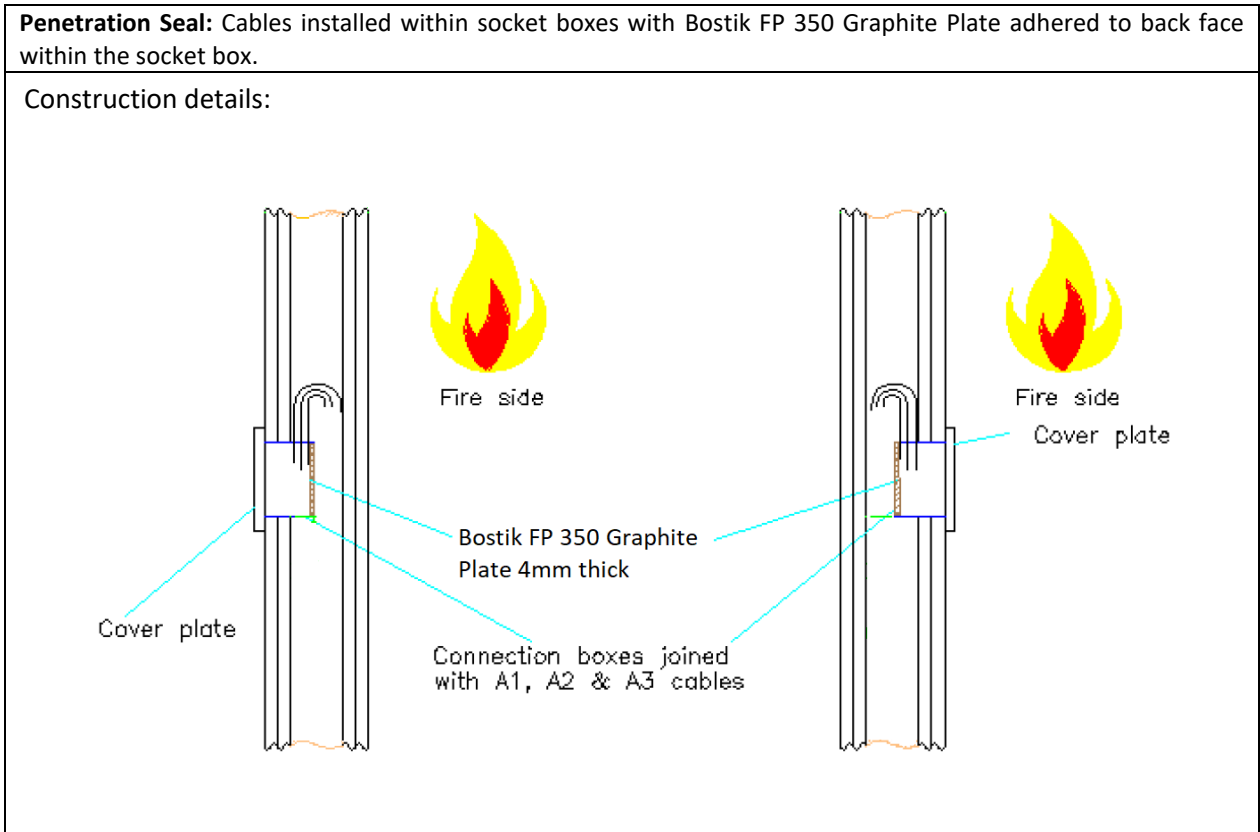


#### A.2.3.1 Double side penetration seal with cables in socket boxes

Services	Socket box <sup>^</sup>	Bostik FP 350 Graphite Plate	Position	Aperture mm	Classification
Cables up to 14mm diameter	Rutab 8 connection/junction box, 100mm $\varnothing$ cover plate with 80mm $\varnothing$ x 47mm deep back box	57mm wide by 74mm high, fitted lining the back of the back box	Back to back – 1 fitted to each face	80mm $\varnothing$	EI 90
	Schneider Electric IMT 36190 connection box, 100mm $\varnothing$ cover plate with 52mm $\varnothing$ x 44mm deep back box	30mm wide by 30mm high, fitted lining the back of the back box		52mm $\varnothing$	EI 120
	Schneider Electric TED26 IMT 36263 connection box, with 83mm $\varnothing$ x 47mm deep back box	66mm wide by 52mm high, fitted lining the back of the back box		83mm $\varnothing$	EI 90
	Schneider Electric TED A26 IMT 36256 connection box, with 72mm $\varnothing$ x 37mm deep back box	46mm wide by 46mm high, fitted lining the back of the back box		72mm $\varnothing$	EI 90
	Elko 4038 1225422 connection box, with 50mm $\varnothing$ x 40mm deep back box	30mm wide by 30mm high, fitted lining the back of the back box		50mm $\varnothing$	EI 90

<sup>^</sup>Fixed to studs with steel plate

**A.2.4 Cable penetration seal with 4.0 mm thick Bostik FP 350 Graphite Plate in socket boxes side by side of stud**



**A.2.4.1 Double side penetration seal with cables in socket boxes**

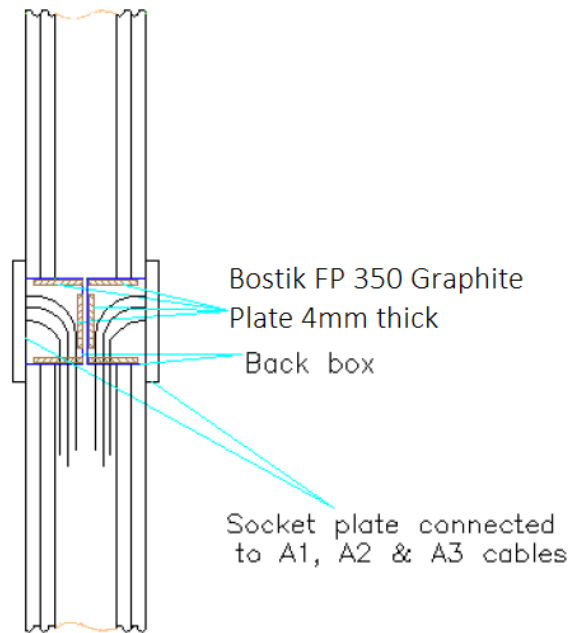
Services	Socket box <sup>^</sup>	Bostik FP 350 Graphite Plate	Position	Aperture mm	Classification
Cables up to 14mm diameter	ABB AU60.1 Ref. 2TKA001744G1/122008 connection box, 100mm Ø cover plate with 70mm Ø x 55mm deep back box	44mm wide x 44mm high x 4mm thick, fitted lining the back of the socket box	Adjacent each side of stud – 1 fitted to each face	70mm Ø	<b>EI 60</b>

<sup>^</sup>Fixed to studs with steel plate

**A.2.5 Cable penetration seal with 4.0 mm thick Bostik FP 350 Graphite Plate in socket box**

**Penetration Seal:** Cables installed within socket boxes with Bostik FP 350 Graphite Plate adhered to back face and socket walls within the socket box.

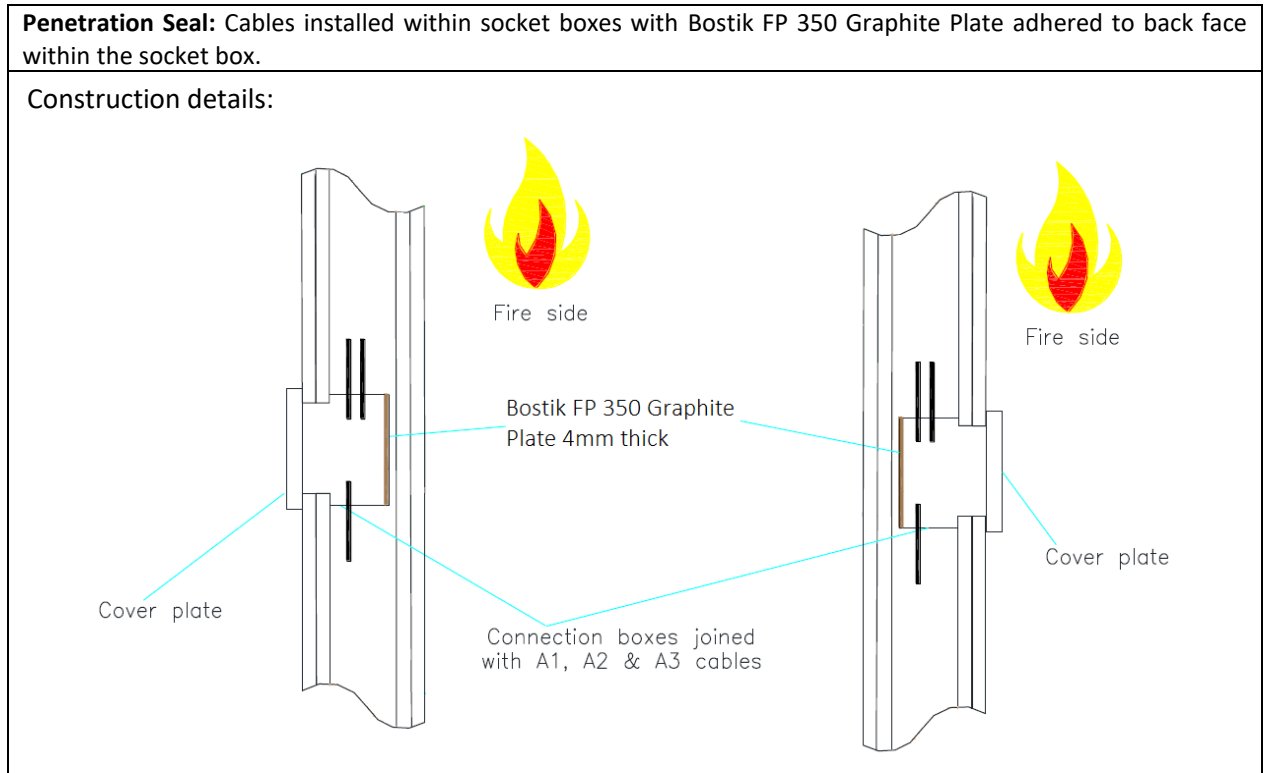
Construction details:



**A.2.5.1 Double side penetration seal with cables in socket boxes**

Services	Socket box	Bostik FP 350 Graphite Plate	Position	Aperture mm	Classification
Cables up to 14mm diameter	Fuga Forfrådåse 1M socket ref: 504DA020	4no. 25 mm x 15 mm fitted on socket walls and 1no. 25 mm x 7 mm fitted lining the back of the socket	Back to back – 1 fitted to each face	52mm $\emptyset$	EI 120
	Fuga Air Forfrådåse 1M socket ref: 504D30100	4no. 25 mm x 15 mm fitted on socket walls and 1no. 20 mm x 20 mm fitted lining the back of the socket			EI 90

### A.2.6 Cable penetration seal with 4.0 mm thick Bostik FP 350 Graphite Plate in socket box

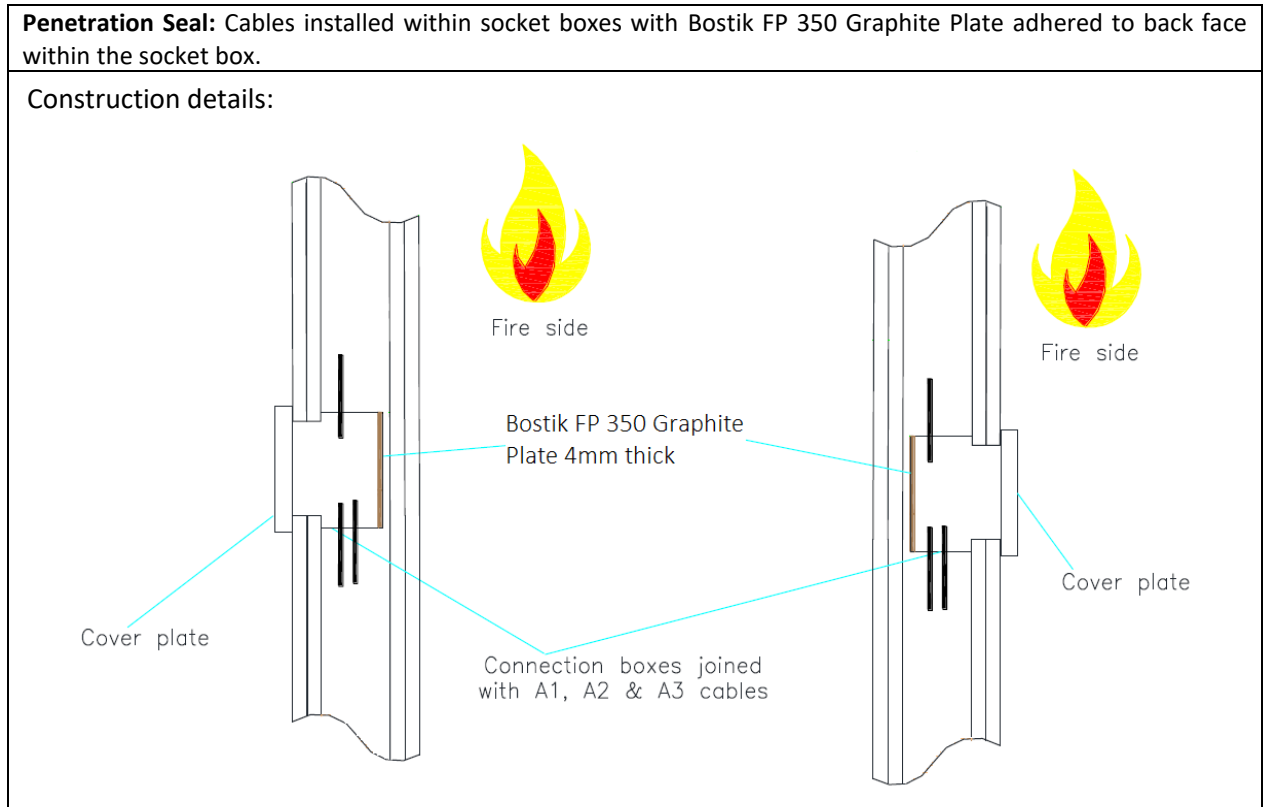


#### A.2.6.1 Double side penetration seal with cables in socket boxes

Services	Socket box <sup>^</sup>	Bostik FP 350 Graphite Plate	Position	Aperture mm	Classification		
Cables up to 14mm diameter	Schneider Electric IMT 36193 connection box, 70mm wide x 70mm high x 70mm deep	45mm wide x 45mm high, fitted lining the back of the inside of the socket box	Adjacent each side of stud – 1 fitted to each face	70mm Ø	EI 45		
	Schneider Electric IMT 36200 connection box, 70mm wide x 70mm high x 70mm deep				EI 60		
	Schneider Electric IMT 36356 connection box, 70mm wide x 70mm high x 58mm deep				EI 60		
	Etman ETM337S connection box, 70mm wide x 70mm high x 60mm deep			65mm wide x 45mm high, fitted lining the back of the inside of the socket box	Adjacent each side of stud – 1 fitted to each face	72mm Ø	EI 45
	Etman ETM001S connection box, 70mm wide x 70mm high x 56mm deep						EI 60
	Etman ETM616S connection box, 90mm wide x 71mm high x 60mm deep						

<sup>^</sup>Fixed to studs with steel plate

### A.2.7 Cable penetration seal with 4.0 mm thick Bostik FP 350 Graphite Plate in socket box



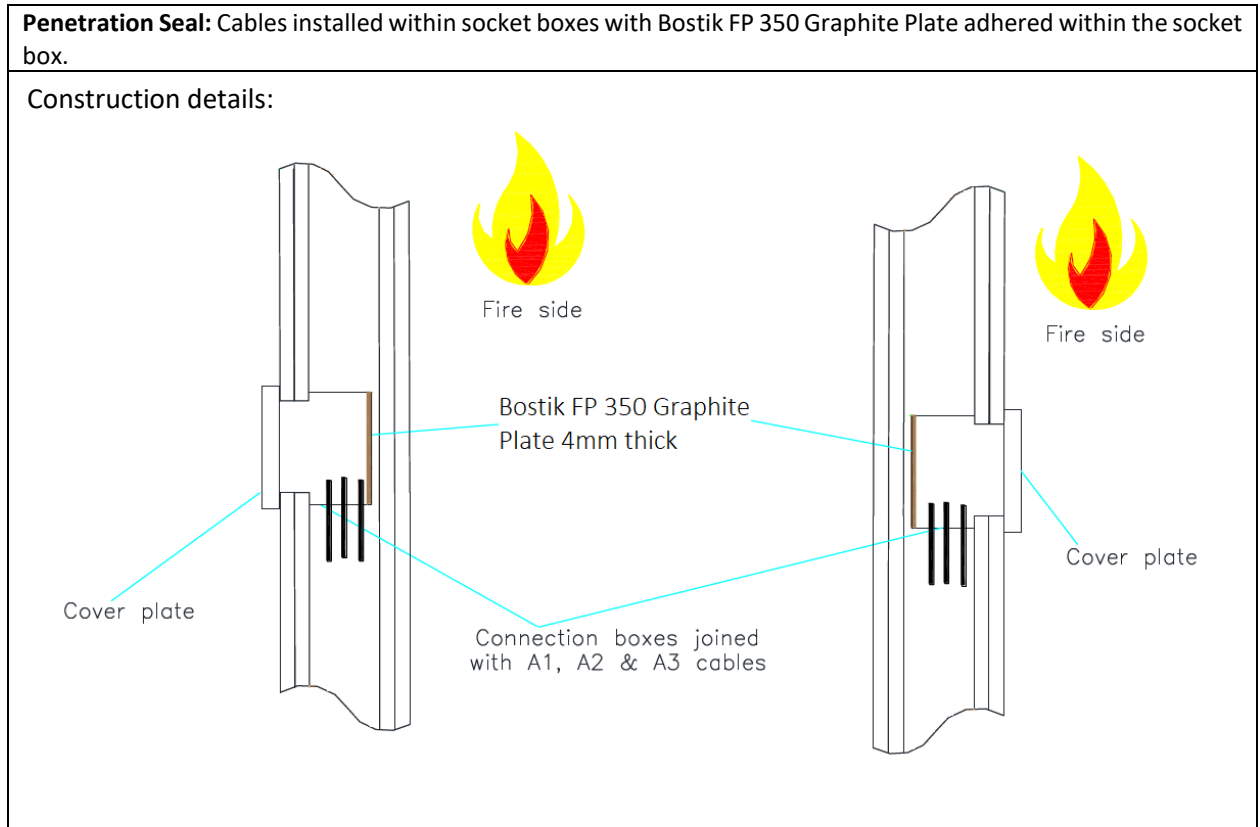
#### A.2.7.1 Double side penetration seal with cables in socket boxes

Services	Socket box <sup>^</sup>	Bostik FP 350 Graphite Plate	Position	Aperture mm	Classification
Cables up to 14mm diameter	Schneider Electric IMT 36192 connection box, 70mm wide x 70mm high x 58mm deep	45mm wide x 45mm high, fitted lining the back of the inside of the socket box	Adjacent each side of stud – 1 fitted to each face	70mm Ø	EI 60
	Schneider Electric IMT 36205 connection box, 70mm wide x 140mm high x 57mm deep	2no. 55mm wide x 45mm high, (1no. piece fitted either side of separator, lining the back of the inside of the socket box)		140mm x 70mm (with rounded edges)	EI 60
	Elko 3011 connection box, 70mm wide x 140mm high x 57mm deep				EI 60
	Etman ETM611S Flush mounting Big Wall box # 24mm, 71mm wide x 142mm high x 70mm deep	2no. 40mm wide x 110mm high, fitted lining the back of the inside of the socket box		72mm Ø	E 60, EI 45
	Etman ETM614S connection box, 70mm wide x 90mm high x 60mm deep	45mm wide x 65mm high, fitted lining the back of the inside of the socket box		72mm wide x 92mm high oval diameter	EI 45

<sup>^</sup>Fixed to studs with steel plate



### A.2.8 Cable penetration seal with 4.0 mm thick Bostik FP 350 Graphite Plate in socket box



#### A.2.8.1 Double side penetration seal with cables in socket boxes

Services	Socket box	Bostik FP 350 Graphite Plate	Position	Aperture mm	Classification
Cables up to 14mm diameter	Schneider Electric 55/94 2 IØp connection box, 70mm wide x 140mm high x 57mm deep <sup>^</sup>	2no. 55mm wide x 45mm high, (1no. piece fitted either side of separator, lining the back of the inside of the socket box)	Adjacent each side of stud – 1 fitted to each face	140mm x 70mm (with rounded edges)	EI 60
	Schneider Electric IMT 36030 connection box, 80mm wide x 144mm high x 55mm deep	8no. 20mm wide x 35mm high pieces, lining the back and sides of the inside of the socket box	Adjacent – one fitted on each face - surface mounted on plasterboard	140mm x 75mm (with rounded edges)	EI 30
	Elko 4545 connection box, 80mm wide x 144mm high x 55mm deep				EI 45

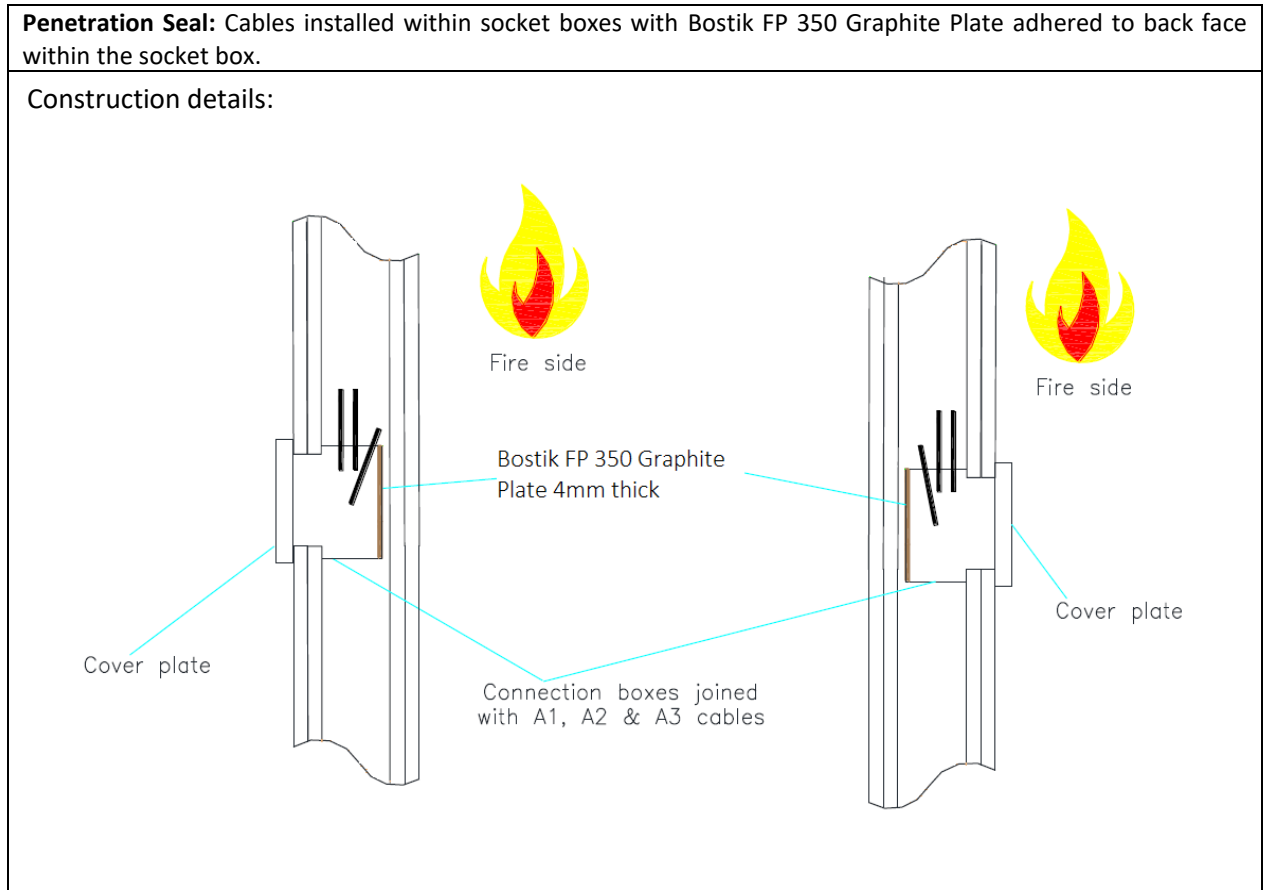
<sup>^</sup>Fixed to studs with steel plate

## A.2.8.2

Services	Socket box	Bostik FP 350 Graphite Plate	Position	Aperture mm	Classification
Cables up to 14mm diameter	Etman ETM750S connection box, 71mm wide x 71mm high x 48mm deep^	50mm wide x 40mm high, fitted lining the back of the inside of the socket box	Adjacent each side of stud – 1 fitted to each face	62mm Ø	EI 60
	Etman ETM751S connection box, 71mm wide x 71mm high x 48mm deep^			62mm Ø	EI 60
	Etman ETM395S junction box, 83mm wide x 94mm high x 60mm deep^	50mm wide x 70mm high, fitted lining the back of the inside of the socket box		83mm Ø	EI 60
	Etman ETM394S junction box, 83mm wide x 94mm high x 60mm deep^	2no. 50mm wide x 70mm high, fitted lining the back of the inside of the socket box		83mm Ø	EI 60

^Fixed to studs with steel plate

### A.2.9 Cable penetration seal with 4.0 mm thick Bostik FP 350 Graphite Plate in socket box

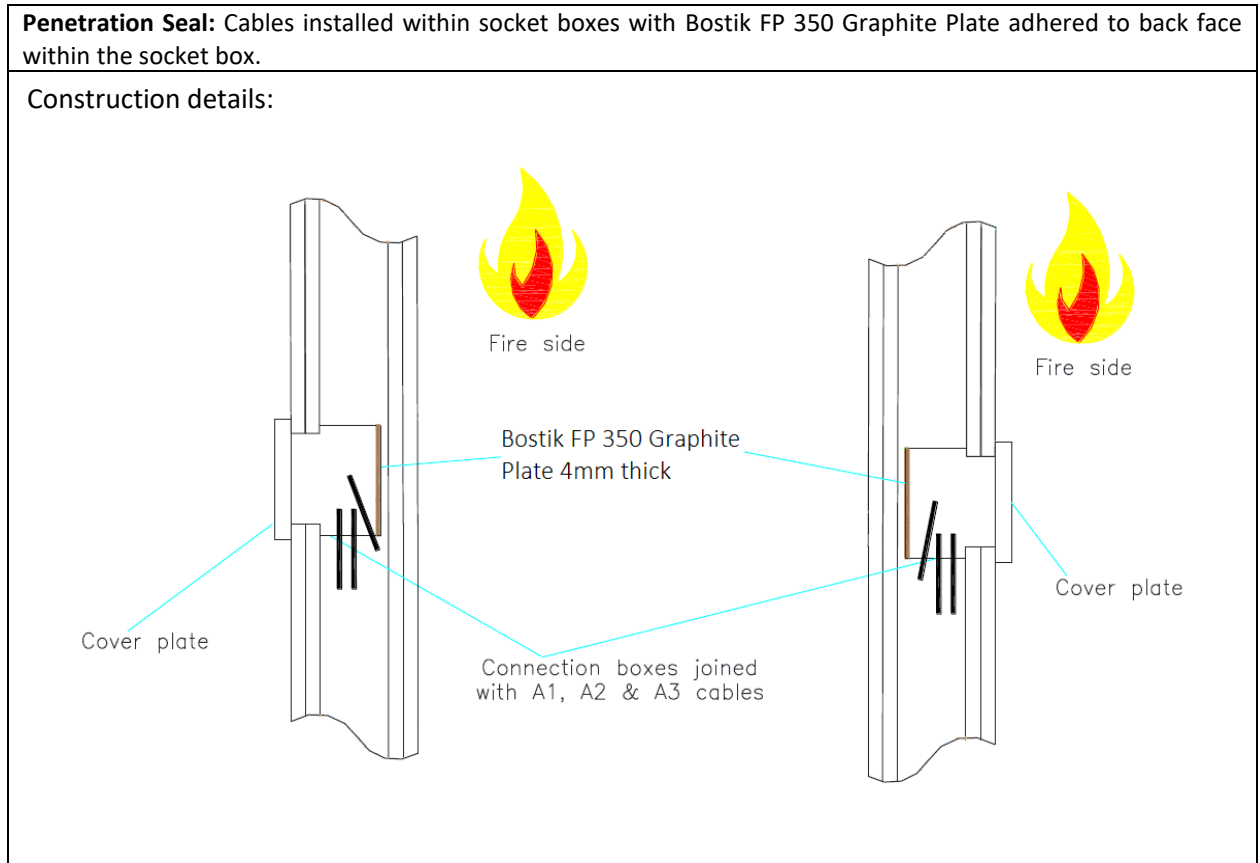


#### A.2.9.1 Double side penetration seal with cables in socket boxes

Services	Socket box <sup>^</sup>	Bostik FP 350 Graphite Plate	Position	Aperture mm	Classification
Cables up to 14mm diameter	Elko 4040 connection box, 70mm wide x 70mm high x 70mm deep	45mm wide x 45mm high, fitted lining the back of the inside of the socket box	Adjacent each side of stud – 1 fitted to each face	70mm Ø	<b>EI 60</b>
	Etman ETM338S connection box, 70mm wide x 70mm high x 60mm deep	50mm wide x 45mm high, fitted lining the back of the inside of the socket box	Adjacent each side of stud – 1 fitted to each face	72mm Ø	<b>EI 45</b>

<sup>^</sup>Fixed to studs with steel plate

### A.2.10 Cable penetration seal with 4.0 mm thick Bostik FP 350 Graphite Plate in socket box

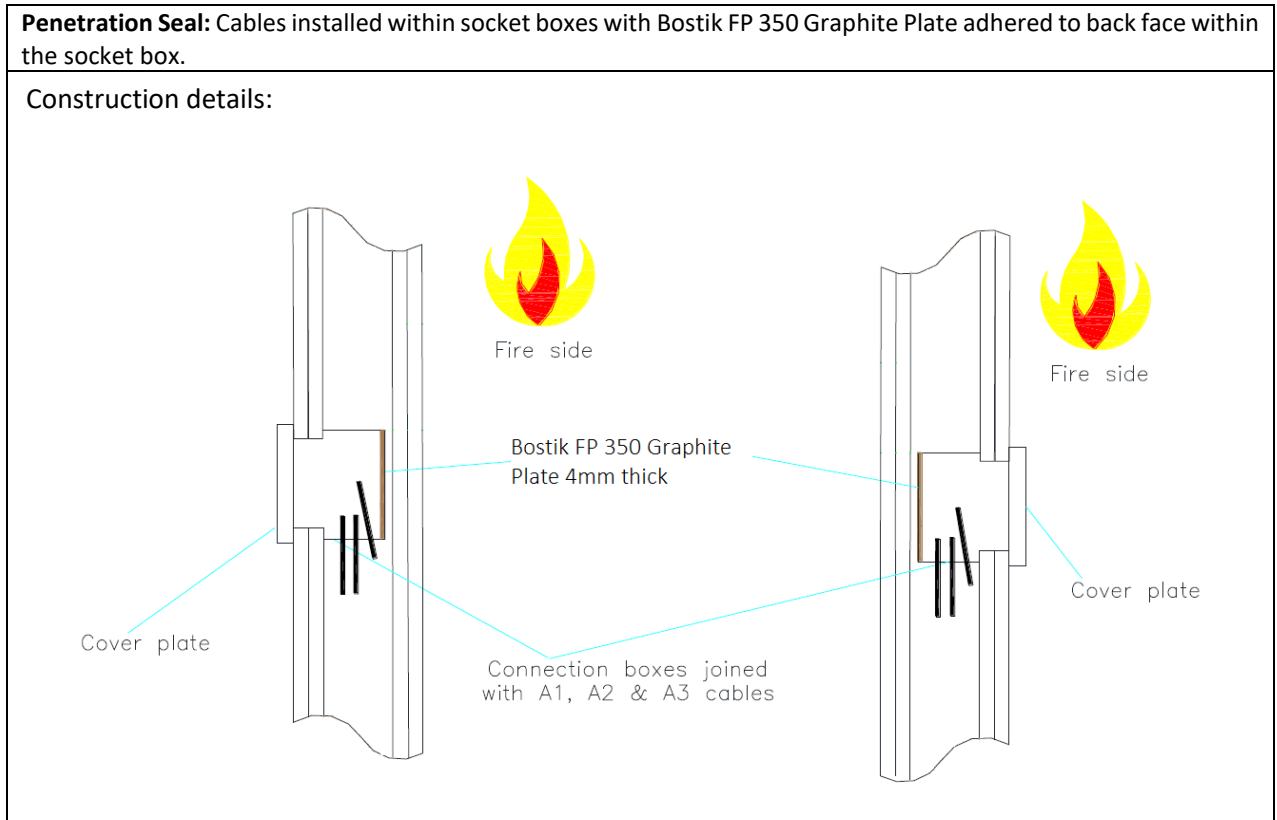


#### A.2.10.1 Double side penetration seal with cables in socket boxes

Services	Socket box <sup>^</sup>	Bostik FP 350 Graphite Plate	Position	Aperture mm	Classification
Cables up to 14mm diameter	Schneider Electric IMT 36029 connection box, 70mm wide x 90mm high x 57mm deep	44mm wide x 60mm high, fitted lining the back of the inside of the socket box	Adjacent each side of stud – 1 fitted to each face	91mm x 71mm (with rounded edges)	<b>EI 60</b>
Cables up to 14mm diameter	Schneider Electric IMT 36006 connection box, 70mm wide x 70mm high x 70mm deep	45mm wide x 45mm high, fitted lining the back of the inside of the socket box	Adjacent each side of stud – 1 fitted to each face	70mm $\emptyset$	<b>EI 60</b>

<sup>^</sup>Fixed to studs with steel plate

**A.2.11 Cable penetration seal with 4.0 mm thick Bostik FP 350 Graphite Plate in socket box**



**A.2.11.1 Double side penetration seal with cables in socket boxes**

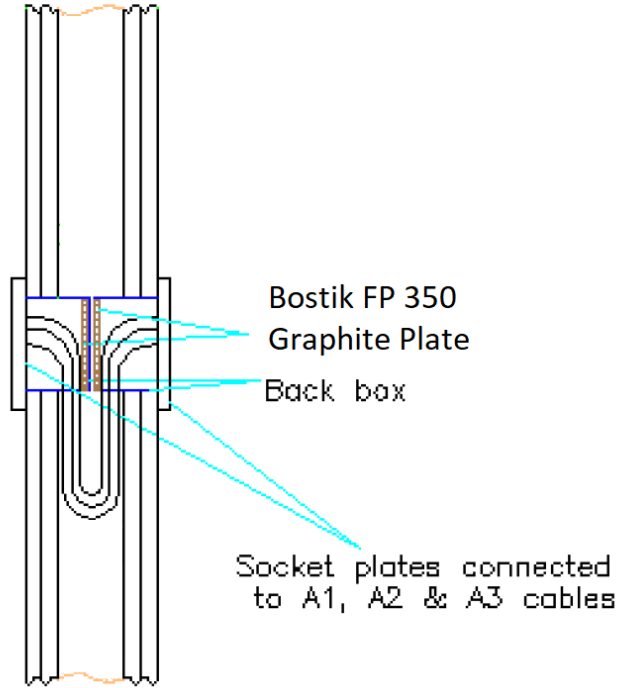
Services	Socket box <sup>^</sup>	Bostik FP 350 Graphite Plate	Position	Aperture mm	Classification
Cables up to 14mm diameter	Schneider Electric IMT 36016 connection box, 70mm wide x 70mm high x 58mm deep	45mm wide x 45mm high, fitted lining the back of the inside of the socket box	Adjacent each side of stud – 1 fitted to each face	70mm Ø	EI 60
	Elko 4045 connection box, 70mm wide x 90mm high x 57mm deep	45mm wide x 60mm high, fitted lining the back of the inside of the socket box		91mm x 71mm (with rounded edges)	EI 60
	Etman ETM663S connection box, 70mm wide x 142mm high x 45mm deep	40mm wide x 110mm high, fitted lining the back of the inside of the socket box		72mm wide x 92mm high oval diameter	EI 60

<sup>^</sup>Fixed to studs with steel plate

**A.2.12 Cable penetration seal with 4.0 mm thick Bostik FP 350 Graphite Plate in socket box**

**Penetration Seal:** Cables installed within socket boxes with Bostik FP 350 Graphite Plate adhered to back face within the socket box.

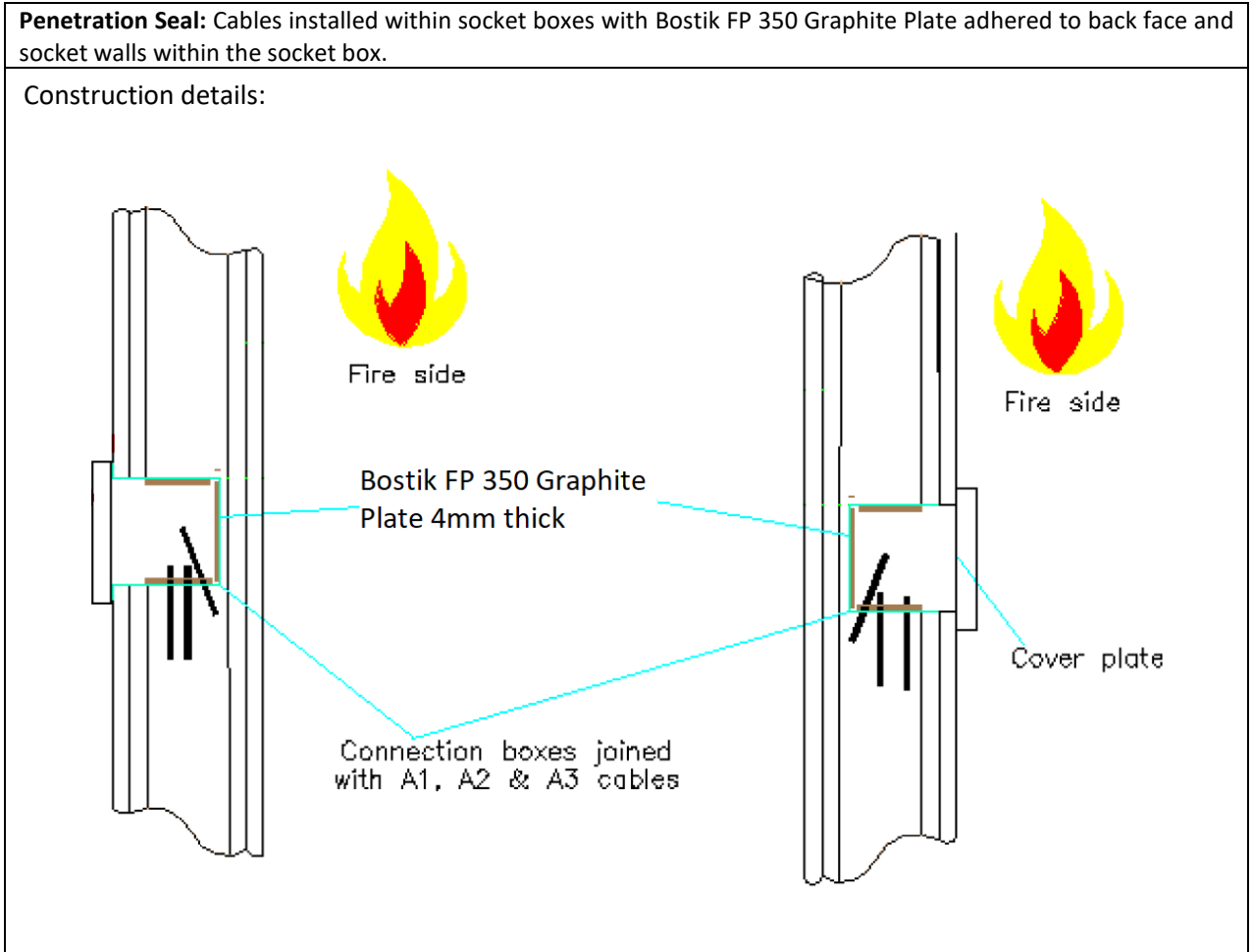
Construction details:



**A.2.12.1 Double side penetration seal with cables in socket boxes**

Services	Socket box	Bostik FP 350 Graphite Plate	Position	Aperture mm	Classification
Cables up to 14mm diameter	Rutab 3 connections junction box "Article No. 1426102"	65mm Ø with 10mm trimmed off 2no. parallel edges	Back to back – 1 fitted to each face	75mm Ø	<b>E 120, EI 90</b>

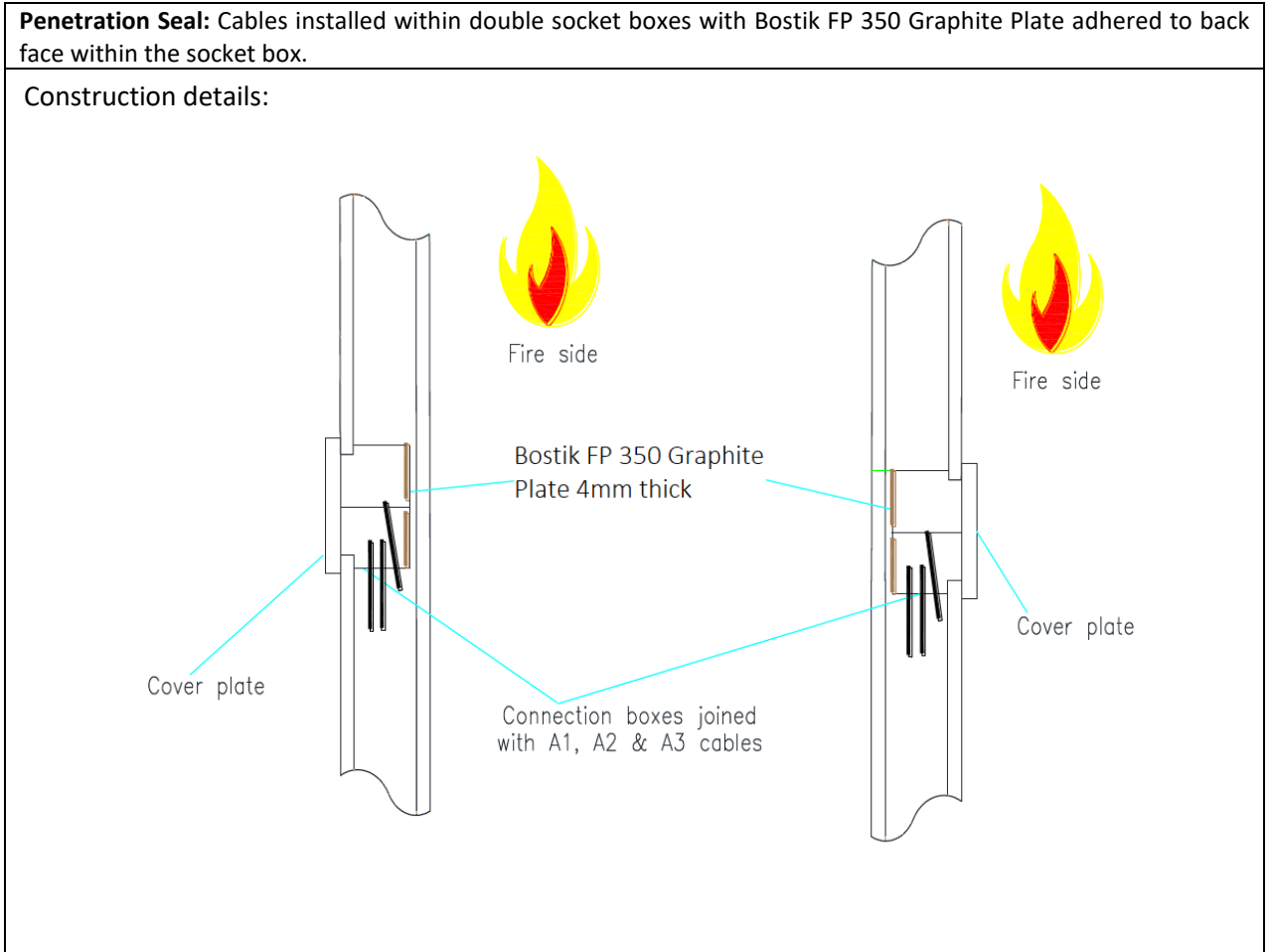
**A.2.13 Cable penetration seal with 4.0 mm thick Bostik FP 350 Graphite Plate in socket box**



**A.2.13.1 Double side penetration seal with cables in socket boxes**

Services	Socket box	Bostik FP 350 Graphite Plate	Position	Aperture mm	Classification
Cables up to 14mm diameter	Schneider Electric 60/46 connection box, no. 1223281, 70mm wide x 70mm high x 65mm deep	5no. 20mm wide x 50mm high pieces, lining the back and sides of the inside of the socket box	1 fitted to each face (side by side), mounted in the plasterboard - 0mm between each socket	71mm x 71mm	<b>E 90, EI 45</b>

**A.2.14 Cable penetration seal with 4.0 mm thick Bostik FP 350 Graphite Plate in socket box**



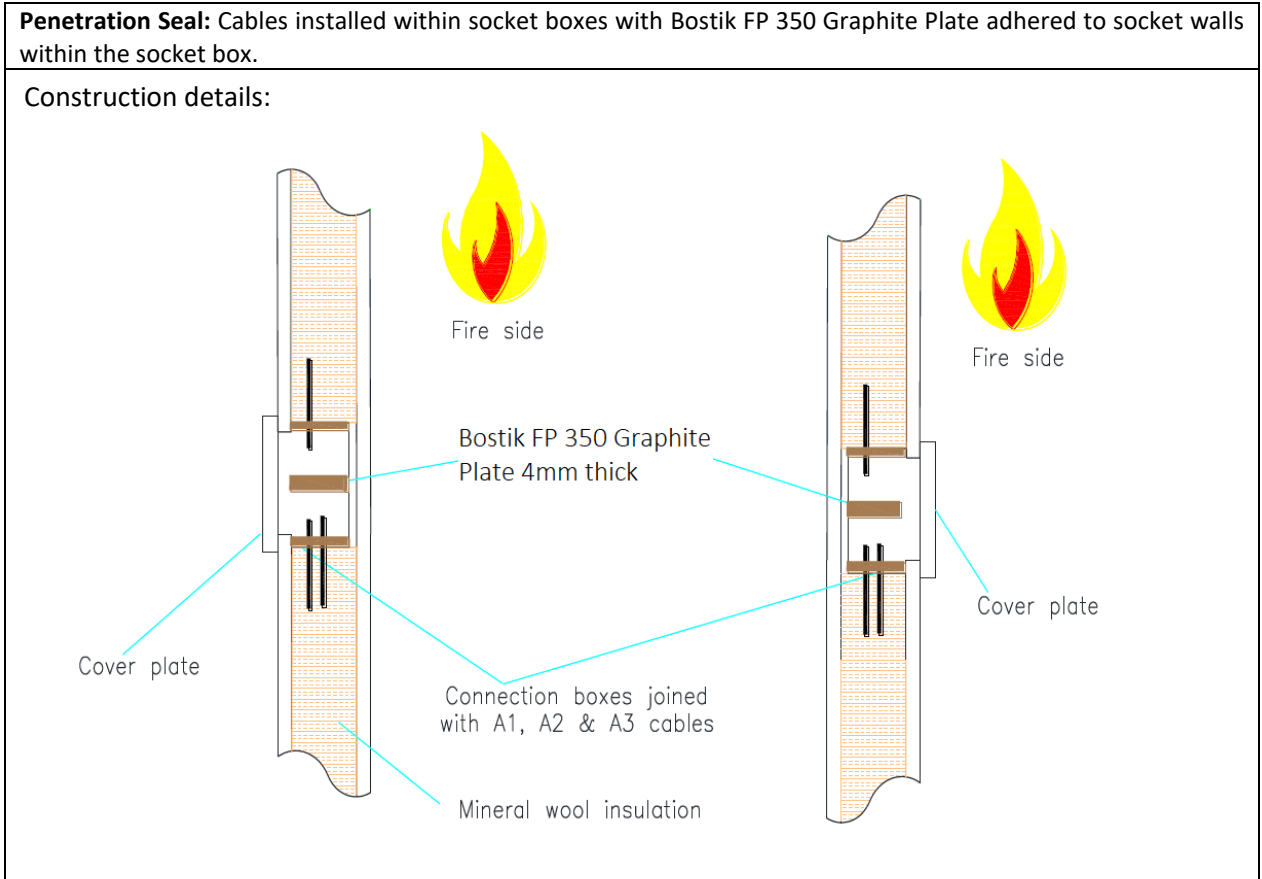
**A.2.14.1 Double side, double flush penetration seal with cables in socket boxes**

Services	Socket box <sup>^</sup>	Bostik FP 350 Graphite Plate	Position	Aperture mm	Classification
Cables up to 14mm diameter	Etman ETM611S double connection box, 72mm wide x 142mm high x 60mm deep	2no. 40mm wide x 50mm high, fitted lining the back of the inside of the socket box	Adjacent each side of stud – 1 fitted to each face	72mm x 142mm	<b>EI 45</b>

<sup>^</sup>Fixed to studs with steel plate



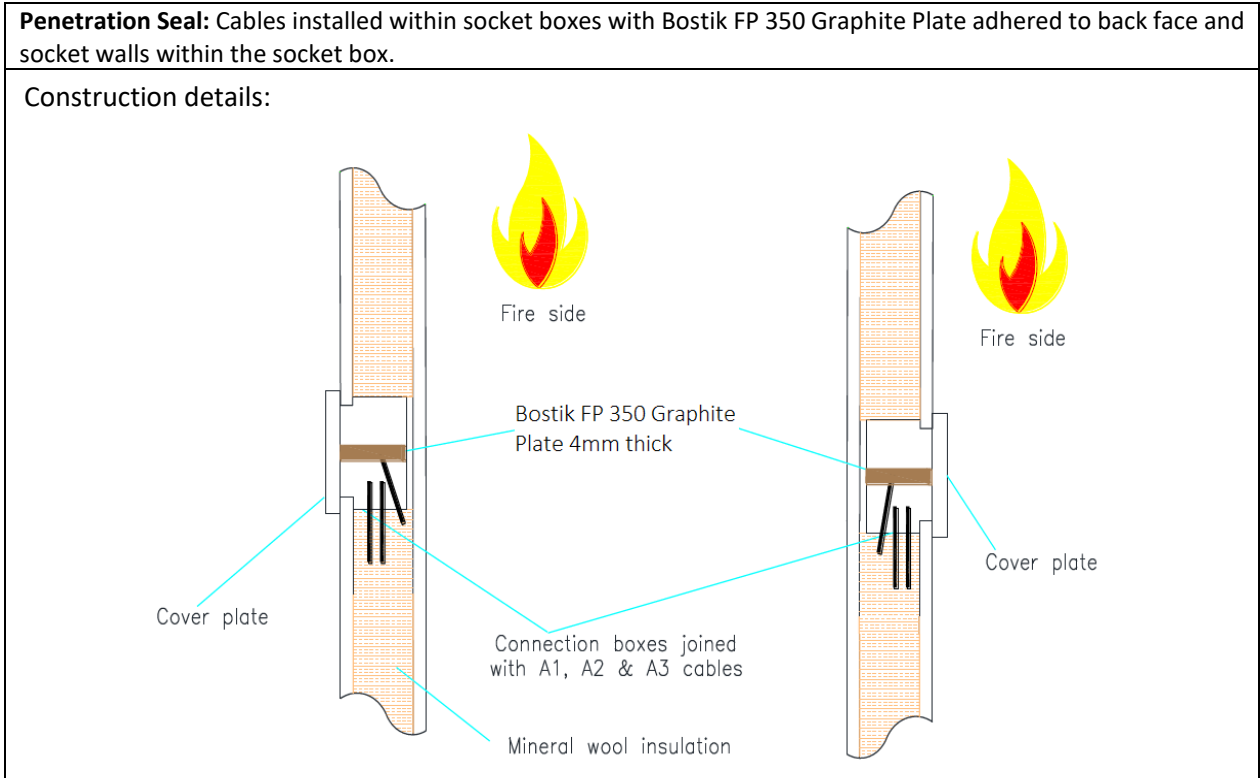
**A.2.15 Cable penetration seal with 4.0 mm thick Bostik FP 350 Graphite Plate in Multibox**



**A.2.15.1 Double side penetration seal with cables in Multiboxes**

Services	Socket box	Bostik FP 350 Graphite Plate	Position	Aperture mm	Classification
Cables up to 14mm diameter	Etman ETM546S multibox 90-degree entries connection box, 70mm wide x 60mm high	4no. 20mm wide x 40mm high, fitted lining the sides of the inside of the socket box	1 fitted to each face (side by side), mounted in the plasterboard - 0mm between each socket	72mm Ø	<b>E 90, EI 45</b>

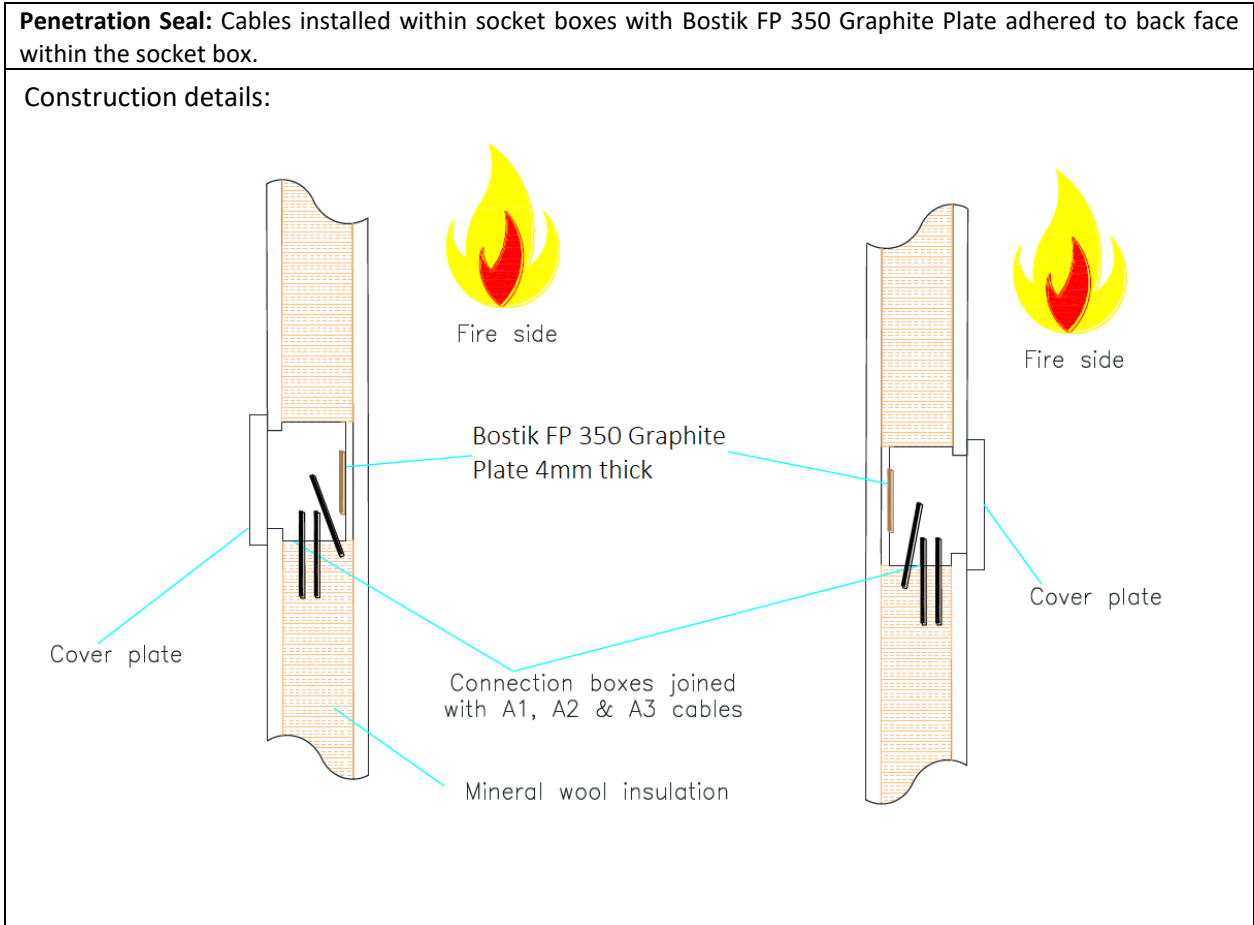
**A.2.16 Cable penetration seal with 4.0 mm thick Bostik FP 350 Graphite Plate in Multibox**



**A.2.16.1 Double side penetration seal with cables in Multiboxes**

Services	Socket box	Bostik FP 350 Graphite Plate	Position	Aperture mm	Classification
Cables up to 14mm diameter	Etman ETM220S multibox connection box, 70mm x 60mm deep	3no. 20mm wide x 40mm high, fitted lining the back and sides of the inside of the socket box	1 fitted to each face (side by side), mounted in the plasterboard - 0mm between each socket	72mm Ø	<b>EI 60</b>

**A.2.17 Cable penetration seal with 4.0 mm thick Bostik FP 350 Graphite Plate in Multibox**



**A.2.17.1 Double side penetration seal with cables in multiboxes**

Services	Socket box	Bostik FP 350 Graphite Plate	Position	Aperture mm	Classification
Cables up to 14mm diameter	Etman ETM548S multibox connection box, 90mm x 70mm x 58mm deep	40mm wide x 50mm high, fitted lining the back of the inside of the socket box	1 fitted to each face (side by side), mounted in the plasterboard - 0mm between each socket	92mm x 72mm	<b>EI 30</b>