



Commercial and residential resilient flooring

ADHESIVE SYSTEMS GUIDE



Welcome to Bostik!

Bostik is one of the largest manufacturer of quality construction chemicals. The company manufactures products for construction, industry and consumer retail. For more than 125 years, Bostik has been developing innovative adhesive solutions, used in a wide range of fields: from shipbuilding to residential and commercial building construction to furniture and packaging manufacturing. The Bostik product standard is based on three basic elements: high quality, simplicity, comfort and convenience of use, products' sustainability of and their production processes.



Bostik in

AMERICAS

Argentina | Mexico
Brazil | USA
Canada

AFRICA- MIDDLE EAST

Egypt
Morocco
United Arab
Emirates

ARKEMA
INNOVATIVE CHEMISTRY

the world

EUROPE

Austria	France	Norway	The Netherlands
Belgium	Germany	Poland	Turkey
Denmark	Ireland	Portugal	UK
Estonia	Italy	Russia	
Finland	Latvia	Spain	
	Lithuania	Sweden	

ASIA-PACIFIC

Australia	New Zealand
China	Philippines
Hong Kong	Singapore
India	South Korea
Indonesia	Thailand
Japan	Vietnam
Malaysia	



Bostik PRESENCE



- OFFICES
- FACTORIES
- TECHNICAL CENTERS



Bostik: your partner in construction

Bostik, your reliable partner, continuously monitors market trends to cater to the requirements of designers, contractors, customers and end users. It develops its activity based on three core values.

SUSTAINABILITY

Our long-lasting and proven experience in construction chemicals allows us to remain closely attentive to the expectations of consumers, and to permanently innovate with new solutions that make the lives of architects, clients and consumers easier. When developing new solutions, we place priority on offering the market products with long life cycles, providing information on compliance with environmental specifications and sanitary requirements,

assessing their carbon footprint and always preferring environmentally-friendly solutions. Bostik's environmental and sanitary information can also be used for the following purposes:

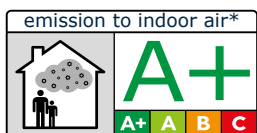
- Environmental assessment of any project.
- Participation in HEQ® tenders for creating "eco-friendly" objects.
- Used as a basis for eco-friendly labelling and display.



The logo indicates that the product or the product combination bearing the logo, has an environmental specifications and sanitary requirements declaration (FDE&S in French), established in compliance with the standard NF P 01-010. NF EN 15804

IMPROVEMENT OF QUALITY OF LIFE, the creation of optimal conditions

We care about the comfort and safety of installers working with our materials and the quality of life of our future users. Our aim is to develop the most sustainable solutions to improve air quality inside premises by using products with very low volatile organic compound emissions (VOC), category A+ or EC1.



The logo defines the air quality inside the premises. This classification system has four grades. A+, A, B and C. The products and product combinations rated A+ are characterized by very low emissions.



This logo defines the air quality inside the premises and indicates the environmental performance of the product with regard to VOC emissions.

HIGH-QUALITY AND INNOVATIVE SOLUTIONS

We develop and manufacture high quality products and have developed a great many patented formulas to fulfil market requirements. We believe that it is important to develop solutions which are easy to use, simple to apply, and efficient.



Patented acoustics system

The unique adhesive solution Bostik SILENTSTIK is used for installing hardwood and ensures optimal acoustic quality in premises without using an underlay.



Reliable partner for successful project implementation

The Bostik experts are ready to provide you the required recommendations over telephone or directly at the project for selection and use of our innovative and standard engineered solutions.

All the solutions for use of the product for laying of hardwood floor and other types of flooring are provided on the website www.bostik.fr, www.bostik.ru.

Bostik furnishes recommendations to professional users regarding subfloor preparation, solution for further gluing of hardwood floor and finishing of joints.

Information required for the successful execution of works is provided for each product on the website.

It is also possible to upload technical specifications, safety datasheets and other documents.

SMART HELP BOSTIK

Technical support:

+7 495 787 3171





BASIC NORMATIVE DOCUMENTS

Basic and normative documents

Contractors are expected to have sufficient knowledge and corresponding qualification for the proper and high-quality execution of works. Installers are solely liable for the work that they perform. Their competency in assessing and eliminating any subfloor defects and in installing flooring should be based on the norms and standards specified hereafter.

Subfloors are prepared in accordance with SNiP 3.04.01-87, SNiP 2.03.13-88 and DBN B.2.6-22-2001 .

SP Codes (Russian)

SP 23-101-2000 Design of building heat insulation.
SP 23-103-2003 Design of acoustic insulation of cladding structures.
SP 29.13330.2011 Floors. Updated version of SNiP 2.03.13-88.
SP 51.13330.2011 Acoustic protection. Updated version of SNiP 23-03-2003.
SP 54.13330.2011 Apartment buildings. Updated version of SNiP 31-01-2003.
SP 55.13330.2011 Single-unit dwelling. Updated version of SNiP 31-02-2001.
SP 56.13330.2011 Manufacturing buildings. Updated version of SNiP 31-03-2001

STO Company standards (Russian)

STO-004-02495342-2010 Floors. Flooring evaluation method for spark occurrence during impact actions.
STO-005-02495342-2009 Floors. Evaluation method of floor instability.
STO-006-02495342-2009 Floors. Evaluation method of flooring antistaticity.
STO-009-02495342-2010 Floors. Evaluation method of electrostatic characteristics of flooring electrical discharge.
SNiP Construction norms and rules
SNiP 3.04.01-87 Insulating and finishing coverings. Recommended for flooring (in elaboration of SNiP 3.04.01-87 "Insulating and finishing coverings") OJSC TsNIIPROMZDANII 1998
Floors. Technical requirements and rules for design, installation, acceptance, operation and repair (in elaboration of SNiP 2.03.13-88 "Floors" and SNiP 3.04.01-87 "Insulating and finishing coverings") 2004

MDS Guidance documentation in construction

MDS 31-11.2007 Flooring.

BCN Branch construction norms

BCN 9-94 Instruction for flooring in residential and public buildings.
BCN 23-95 Instruction for parquet strip flooring PD-3.
BCN 65-97 Instruction for use of waterborne adhesives and mastic compounds in finishing works.
BCN 66-97 Instruction for self-leveling screed coats using dry cement-sand mixtures.
BCN 187-82 Instruction for job practices during installation of aerated mortar screed coats.

RTM Technical guides

RTM 42-2-4-80 Operational units. Operating, safety and occupational sanitation rules.

Other standards France

- Technical prescriptions book (CPT) no. 3634 dated September 2008 entitled "Application of indoor flooring mortar before installation of flooring
- New subfloors"
- Technical prescriptions book (CPT) no. 3634 dated September 2008 entitled "Application of indoor flooring mortar before installation of flooring - Renovation
- Specification and technical order No 3635 dated September 2008 titled "Application of smoothing mix mortars on subfloor inside the rooms before installation of flooring - performing repair works"
Flexible commercial flooring
- DTU N° 53.1 Glued textile flooring. April 2001.
- DTU N° 53.2 Glued PVC resilient flooring. April 2007.
- Notes to UPEC classification and UPEC premises classification, book no. 3509. November 2004.

Installation of hardwood floors

- NF P 63-202-2 DTU N° 51.2 Glued wood flooring. May 2009.
- RA 2000: Sound insulation regulation
Floor painting
Paints for floor
- NF P 74-203 DTU N° 59.3. Floor painting. October 2000.

DIN German standards

(DIN = Deutsches Institut für Normung)
DIN 18365 Flooring Work
DIN 18356 Laying of Parquet Flooring
DIN 18202 Tolerances in Building Construction

EN European standards (EN = European norms)

EN 14293 Adhesives — Adhesives for bonding parquet to subfloor — Test methods and minimum requirements
EN 15283 Gypsum boards with fibrous reinforcement — Definitions, requirements and test methods
EN 12825 Raised access floors
EN 13213 Hollow floors
EN ISO 140 Acoustics — Measurement of sound insulations in buildings and of building elements — Part 8: Laboratory measurements of the reduction of transmitted impact noise by floor coverings on a heavyweight standard floor
EN 1081 Resilient floor coverings — Determination of the electrical resistance
EN 13415 Test of adhesives for floor coverings — Determination of the electrical resistance of adhesive film and composites
EN 14259 Adhesives for floor coverings — Requirements for mechanical and electrical performance
EN 13813 Screed material and floor screeds — Screed materials — Properties and requirements
EN 1264 Water-based surface embedded heating and cooling systems


(BS = British standards)

BS 8201 Code of practice for flooring of timber, timber products and wood based panels
BS 5325 Code of practice for installation of textile floor coverings
BS 8203 Code of practice for installation of resilient floor coverings
BS 8204 Screeds, Bases, and In-Situ Floorings.

TKB (Technische Kommission Bauklebstoffe) Instructions

TKB Technical Briefing Note 1 Installation of Parquet
TKB Technical Briefing Note 2 Installation of Laminate Flooring
TKB Technical Briefing Note 3 Installation of Rubber Flooring
TKB Technical Briefing Note 4 Installation of Linoleum Flooring
TKB Technical Briefing Note 5 Installation of Cork Flooring
TKB Technical Briefing Note 6 Spatula Notch Sizes for Installation of Floor Coverings, Wood Flooring and Tiles
TKB Technical Briefing Note 7 Installation of PVC Flooring
TKB Technical Briefing Note 8 Assessment and Preparation of Substrates for Installation of Floor Coverings and Parquet
TKB Technical Briefing Note 9 Technical Specification and Installation of Floor Leveling Compounds
TKB Technical Briefing Note 10 Wood Particle Boards used as Laying Substrate
TKB Technical Briefing Note 11 Installation of Self-laying Carpet Tiles and Sheets
TKB Technical Briefing Note 12 Installation of Floor Coverings with Dry Adhesives (Installation of floor coverings with double-sided tape)







SUBFLOOR PREPARATION





A complete range to prepare subfloors

	EPONAL® 336	EPONAL® 342	PRIMATECH	PRIMASOL R	ENDUITPRENE NOFLAM	MIPLAPRIM	PRIMABOIS	UNIDUR N
Absorbent/porous cement base	● ^{AT}	●		○	●	●	○	●
Smooth densified concrete slab, pre-cast concrete (stairs)	● ^{AT}	●	●	●	○		○	○
Lightened screed				○	●	●	○	●
Asphalt screed			●					
Non-absorbent subfloor e.g. tile, quarry tile, ceramic tile	● ^{AT}		●	●	●		●	●
Semi-flexible vinyl tile			●	●	●		●	●
Remains of asphalt and old adhesive residues			●	●	●		●	●
Minimal adhesive residues including resin-alcohol, acrylic, neoprene, or bituminous adhesives on solid base				● ⁽³⁾	● ⁽¹⁾			●
Calcium Sulphate e.g. Anhydrite screed				●	●		●	●
Special plasterboard for flooring				● ⁽³⁾	●	●	●	●
Existing self-levelling compounds			●	●	●		●	●
Timber flooring							●	
Chipboard panels, plywood, CTB-X, CTB-H, OSB-3			● ⁽²⁾	● ⁽²⁾			●	
Existing adherent paints, sanded and degreased			●					
Metal	●							
Consumption	500 – 800 g/m ²	3-4 kg/m ²	80 – 120 g/m ²	90 – 150 g/m ²	90 – 150 g/m ²	90 – 150 g/m ²	600 – 1000 g/m ²	100 g/m ²
Use	↓	↓	↓ ↻	↓ ↻ ↻	↓ ↻ ↓	↓	↓	↓ ↻ ↓

● Primer recommended before starting self-levelling installation

○ Possible options

(1): Drying for minimum 24 hours

(2): + Direct bonding

(3): Up to saturation

AT: Engineering assessment



SCREED REPAIR AND SOLUTIONS FOR WET SUBFLOORS



EPONAL 342

TWO-COMPONENT EPOXY COMPOUND

- **Sealing cracks and contraction joints of any size**
- **Dimensionally stable, no shrinkage, no deformation over time, ensures definitive fixing**
- **High mechanical features widely superior to concrete**
- **Time-saving: no need for stapling**
- **Ease of use: ready-made formats of 400 ml, 1 kg or 5 kg.**


TECHNICAL DATASHEET:

Basis	Two-part epoxy compound
Colour	Light beige
Working time	Minimum 30 minutes at +20°C
Compressive strength	82 MPa
Tensile strength	35 MPa
Percent elongation at failure	1,35%
Shore hardness, 7 days	84
Use trowel NO 3-B2 on smooth subfloors, consumption 400-500 g/m ²	Consumption 400-500 g/m ² for residual moisture up to 6%
Temperature of application	From +10°C to +25°C
Consumption	EPONAL 342: 1 kg for 6-7 l.m BOSTIK S409: 3-4 kg/m ² (depending on length and width of joint)
Application	See instructions on following page
Full curing time before priming	24 hours at +20°C
Frost resistance	Frost-sensitive
Shelf life	24 months in unopened containers stored in good conditions between +5°C & +30°C



PREPARATION OF COMPOUND:

Add hardener to resin and thoroughly mix for 2-3 minutes using a mixer (maximum rotation speed 300 rpm). Depending on the width of the crack, Eponal 342 can be mixed with 5-12 parts of Bostik S409 quartz sand. To ensure self-levelling grip, immediately spray S409 sand on the wet epoxy coating.



	Article	Code	Packaging	Package language	Quantity per pallet
EPONAL 342	30166620	3549210017318	Cartridge 400 ml	French	50
	30166621	3549211666218	Can 1 kg	French	216
	30166622	3549211666225	Can 5 kg	French	50
	30084445	3549210017325	Cartridge gun	French	-
SAND S409	30123600	3549210018971	Pack 25 kg	French	48




EPONAL 342

APPLICATION INSTRUCTIONS

Smart
solution

OBJECTIVE:

Perform final, reliable and definitive repair by strengthening subfloor before installation of flooring



INSTRUCTIONS FOR USE

- 1 Widen cracks using angle grinder
- 2 Remove dust using industrial vacuum cleaner
- 3 Inject or pour the mixed epoxy resin
- 4 Spray S409 sand on the wet coating before carrying out further subfloor preparation operations. After full curing, remove excess sand using vacuum cleaner.

FURTHER LAYING WORK:

- 5 Wait 24-48 hours before performing subsequent installation work. Apply primer* to the entire surface except to repaired cracks. Alternatively, from step 4 to step 5, the epoxy coat can be cured without sand application. In this case, the Primattech primer is directly applied to the fully cured epoxy coat surface. For the rest of the surface, proceed as explained above (apply primer* to the entire surface, etc.). The subfloor is ready for application of the corresponding Bostik self-levelling compound depending on the intensity of traffic in the premises.

- 6 Apply the corresponding adhesive and install the flooring
*Possible primers: Unidur N/Enduitprene Noflam/Primasol R/ Primattech



EPONAL 336

MOISTURE BARRIER SYSTEM BEFORE FLOORING INSTALLATION

Smart
solution

- Creates a unique barrier, preventing rising moisture from screed or slab
- High mechanical resistance properties, protects from all levels of moisture
- Saves time on new buildings operations, the flooring can be installed 3 weeks after concrete laying.
- Suitable for all premises and all types of traffic, even heavy traffic
- Suitable for all types of flooring installations (resilient, hardwood, ceramic, etc.
- New buildings, refurbishing operations, all job types
- Proven effectiveness over a period of 25 years

TECHNICAL DATASHEET:

Basis	Epoxy resin and hardener
Colour	Pale amber
Working time	2 hours at +10°C 30-40 minutes at +20°C 15-20 minutes at +30°C
Compressive strength	74,4 +2,2 MPa
Tensile strength	44,1 +1,1 MPa
Percent elongation at failure	3,3 - 0,4
Shore hardness, 7 days	75
Adhesion to dry concrete	2,5 MPa
Adhesion to wet concrete	2,0 MPa
Temperature of application	+10°C to +25°C
Consumption	500 - 800 g/m ²
Application	Refer to next page
Drying time	24 hours at +10°C 18 hours at +20°C 12 hours at +30°C
Frost resistance	Frost-sensitive
Shelf life	2 years in unopened containers stored in good conditions between +5°C & +30°C




APPLICATION METHOD:

Use trowel No 3-B2 on smooth subfloors, consumption 400-500 g/m²

Use trowel N° C1 – 800 g/ m² for one layer or two layers of 400 g + 300 g after 24 hours with trowel No 3-B2 on rough subfloors or level of moisture above 6% with or without counterpressure.

To guarantee complete treatment of flooring and also protect the flooring from moisture vertically, apply EPONAL 336 with a brush to the bottom part of the peripheral wall cement substrate, to a height corresponding to the entire thickness of the final floor covering.

Metal subfloor priming: Apply 250 g/m² of EPONAL 336 using a roller.



	Article	Code	Packaging	Package language	Quantity per pallet
EPONAL 336	30176194	3549211761944	5 kg can	French	50
	30176195	3549210013280	25 kg can	French	16
SAND S409	30123600	3549210018971	Pack 25 kg	French	48



Smart
solution



PRIMERS

UNIDUR N


UNIVERSAL DISPERSIVE PRIMER FOR
ABSORBENT AND NON-ABSORBENT SUBFLOORS
AND NEW AND EXISTING SUBFLOORS



TECHNICAL DATASHEET:

Base	Modified acryl emulsion in aqueous phase
Colour	Blue (blue transparent film after drying)
Density	1,05 g/m ³
Temperature of application	From +10°C to +25°C
Consumption	100 g/m ²
Application	Using foam roller or absorbent wool roller
Full drying time before application of self-leveling compound	24 hours for anhydrite screed 30 minutes for absorbent cement subfloors 60 minutes for normally absorbent and non-absorbent subfloors
Frost resistance	Up to -5°C
Shelf life	12 months in unopened containers stored in good conditions between +5°C & +30°C

- Odourless, can be used in all types of premises
- Easy application using roller
- Reduces absorbability of porous subfloor and prevents pinhole formation
- On porous subfloors, can be diluted with equal quantity of water
- Forms bridging adhesion layer with a variety of surfaces



	Article	Code	Packaging	Package language	Quantity per pallet
UNIDUR N	30047914	3549210014744	5 kg jerrycan	Russian	72
	30047911	3549210491439	20 kg jerrycan	Russian	24



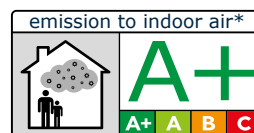
MIPLAPRIM

PRIMER FOR NEW SUBFLOORS

- Acryl primer used for internal premises before installation of self-levelling compound
- Suitable for use on non-absorbent and absorbent cement subfloors
- Increases adhesion of levelling compound to the subfloor
- Easy to use: applied using foam roller
- Odourless: can be used in all types of premises
- Not inflammable when applied

TECHNICAL DATASHEET:

Base	Acryl primer
Density	Approx. 1.08
Colour	Milky, transparent after drying
Full drying time before application of self-levelling compound	30 minutes for absorbent cement subfloors 60 minutes for normally absorbent cement subfloors 120 minutes for non-absorbent cement subfloors
Maximum time between application of primer and levelling compounds	6 to 12 hours
Temperature of application	From +10°C to +30°C
Consumption	100-150 g/m ²
Application	Using foam roller or absorbent wool roller
Frost resistance	Frost-susceptible
Shelf life	12 months in unopened containers stored in good conditions between +5°C & +30°C



	Article	Code	Packaging	Package language	Quantity per pallet
MIPLAPRIM	30603763	3549212469795	20 kg jerrycan	French	24




PRIMASOL R

UNIVERSAL PRIMER FOR INTERIOR AND EXTERIOR USE

- **Highly effective universal primer, increasing adhesion, resin based, designed for preparation of walls and floor indoors and outdoors when performing works on new and existing subfloors**
- **Used before application of levelling compounds**
- **Easy to use**
- **Universal product**
- **Regulates subfloor porosity**
- **Increases and guarantees adhesion of levelling compounds on the screed in premises with heavy traffic (including retail areas, malls, airport, railway stations, etc.)**
- **Odourless: can be used in any type of premises**

TECHNICAL DATASHEET:

Base	Synthetic resin based emulsion
Density	1.05 g/cm ³
Colour	White, transparent after drying
Drying time on absorbent subfloors	Subfloor levelling compound can be poured after 30 minutes
Full drying time before application of self-levelling compound	30 minutes for absorbent cement subfloors 60 minutes for normally absorbent cement subfloors 90 minutes for non-absorbent subfloors
Maximum time between application of primer and levelling compounds	Up to 12 hours
Temperature of application	From +10°C to +30°C
Consumption	90-150 g/m ²
Application	Using a roller
Frost resistance	Up to -5°C
Use	On floors and walls. Indoors and outdoors
Shelf life	12 months in unopened containers stored in good conditions between +5°C & +30°C



	Article	Code	Packaging	Package language	Quantity per pallet
PRIMASOL R	30042422	3549210004332	2 kg jerrycan, sold in packs of 5 units	French	180
	30042423	3549210030737	5 kg jerrycan	French	72
	30042424	3549210030744	20 kg jerrycan	French	24




ENDUITPRENE NOFLAM

PRIMER FOR NEW AND EXISTING SUBFLOORS

- Highly effective resin based primer for walls and floors, both indoors and outdoors
- Guarantees adhesion of levelling compounds for all types of traffic, including high traffic in premises such as retail, malls, hotels, airports and railway stations, etc.
- Odourless, can be used in all types of premises
- Easy application using roller
- Reduces absorbability of porous subfloor and prevents pinhole formation
- On porous subfloors, can be diluted with equal quantity of water
- Forms bridging adhesion layer with a variety of surfaces

TECHNICAL DATASHEET:

Base	Modified acryl emulsion in aqueous phase
Density	1,05 g/m ³
Color	Blue (blue transparent film after drying)
Full drying time before application of self-levelling compound	24 hours for anhydrite screed 30 minutes for absorbent cement subfloors 60 minutes for normally absorbent and non-absorbent subfloors
Temperature of application	+10°C to +25°C
Consumption	90-100 g/m ²
Application	Using foam roller or absorbent wool roller
Frost resistance	Up to -5°C
Shelf life	12 months in unopened containers stored in good conditions between +5°C & +30°C



	Article	Code	Packaging	Package language	Quantity per pallet
ENDUITPRENE NOFLAM	30603762	3549212469788	5 kg jerrycan	French	72
	30603796	3549212469863	20 kg jerrycan	French	24



PRIMATECH

HIGH PERFORMANCE REINFORCED PRIMER FOR NON-ABSORBENT SUBFLOORS


- Used for non-absorbent and glazed subfloors, such as
- Existing ceramic tiles, all types
- Marble
- Painted floors
- Existing quartz-vinyl tiles
- Residues of old adhesives
- Epoxy resin coatings, including Eponal 336 or Eponal 342

TECHNICAL DATASHEET:

Base	Water based resin emulsion slightly loaded with thin particles of quartz
Colour	White – rough film after drying
Density	1,4
Full drying time before application of self-levelling compound	120 minutes for non-absorbent subfloors as Eponal 336 or glazed ceramic tiles
Temperature of application	+8°C to +30°C
Consumption	80-120 g/m ²
Application	Foam roller or absorbent wool roller
Maximum time between application of primer and levelling compounds	Maximum 24 hours
Use	Indoor
Frost resistance	Frost sensitive
Shelf life	12 months in unopened containers stored in good conditions between +5°C & +30°C



- Double function: High performance primer for all non-porous subfloors
- For use in Eponal 336 process
- Solvent free, odourless, easy to use
- Appearance of dry film: rough surface ensuring self-levelling adherence
- Offers time savings when applying EPONAL 336 and EPONAL 342: replaces sand spraying
- Economical: only 100 g/m² required



	Article	Code	Packaging	Package language	Quantity per pallet
PRIMATECH	30042880	3549210032205	Plastic bucket 20 kg	French	32
PRIMATECH	30601077	3549212464608	Plastic bucket 7 kg	French	64







INSTALLATION ON WOODEN FLOORS

**(PLYWOOD, OSB, EXISTING WOODEN
FLOORS ON BATTENS)**

PRIMABOIS

TWO-COMPONENT PRIMER FOR WOODEN FLOORS

- For priming: existing wood floors, chipboard, wood panels and boards (CTB-H, CTB-X, OSB-3) treated with fireproof compounds and water repellents
- Compatible with all Bostik fibre self-levelling compounds (Miplasol Fibre, Fiber Roc)
- Solvent-free, odourless
- Easy to apply, with a traditional self-levelling trowel
- Not fire hazardous, can be applied in premises with any traffic intensity
- For indoor use

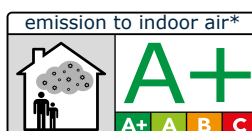
TECHNICAL DATASHEET:

Base	Special resin and cement based compound
Colour	Dark brown
Use time of ready-made solution	About 1 hour
Temperature of application	+10°C to +25°C
Consumption	350-600 g/m ² – 800-1000 g/m ² depending on subfloor
Application	Using Italian trowel
Time before installation of fibre self-levelling compound	3 to 4 hours
Curing time	4 hours
Walk-on time	2 hours
Frost resistance	Frost-sensitive
Shelf life	12 months in unopened containers stored in good conditions between +5°C & +30°C



ASSIGNED FUNCTIONS:

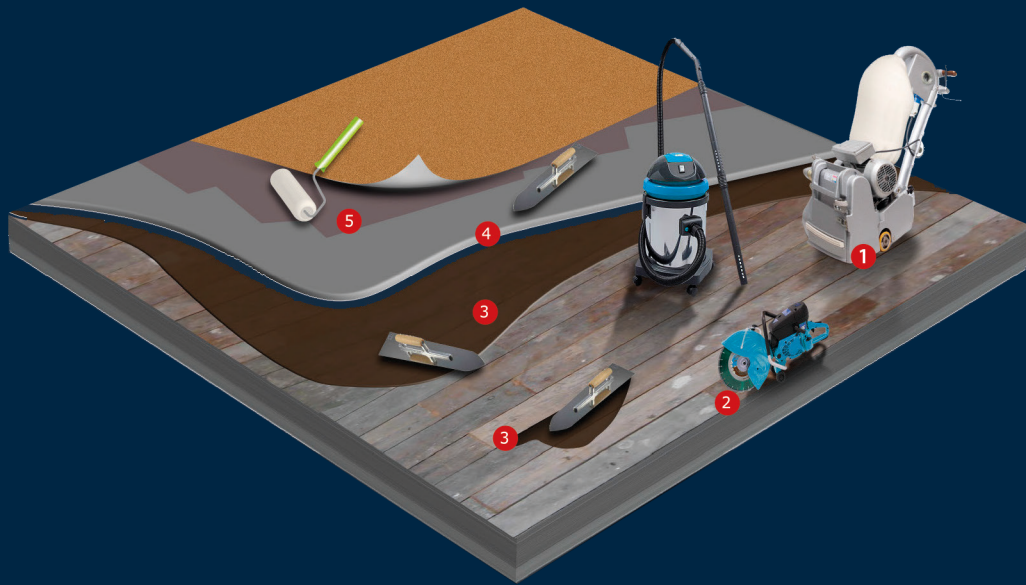
- Used for sealing grooves, surface defects and roughness; reducing wooden floor squeak
- Specially designed for priming the wood base subfloor and obtaining high adhesion (higher than wood material solidity):
- When used in conjunction with Bostik fibre self-levelling compound, a smooth, solid and flexible surface is created, suitable for all existing resilient flooring types.
- Prevents water absorption coming from self-levelling compounds during their installation, guarantees high subfloor stability.
- User-friendly package -2 components in 1 cardbox



Article		Code	Packaging	Package language	Quantity per pallet
PRIMABOIS	30507342	3549210023456	14.5 kg bag + jerrycan kit	French	24



APPLICATION OF PRIMABOIS PRIMER



APPLICATION OF PRIMABOIS PRIMER:

- 1 Remove the existing hardwood floor wax or lacquer coating using a wood sander
- 2 Create a gap between wall and hardwood floor of 5 mm minimum all round, allowing ventilation of underside
- 3 Mix powder from the bag with resin from the canister slowly (no higher than 500 rpm) and then apply directly to entire surface with an Italian (or Flemish) trowel.
- 4 Select the fibre self-levelling compound according to the traffic or thickness required.
Thicknesses from 3 to 10 mm, use Bostik Miplasol Fibre
Thicknesses from 3 - 30 mm, use Bostik Fiber Roc (highest performances)
These 2 self-levelling compounds are flexible, ready to accommodate soft floor coverings, and achieve perfect flatness.
- 5 Apply the suitable adhesive from the BOSTIK range using a roller or trowel to stick down the flooring.



SELF-LEVELLING COMPOUNDS





SELF-LEVELLING COMPOUNDS SELECTION GUIDE

	LISS110 +ADJUVANT FORCE 3	NIBOPLAN S21	SOLPLAN 3	MIPLASOL TRAFIC 3	MIPLASOL FIBRE	FIBER ROC	MIPLASOL GT4	TX RAPID	XP5	FLYT 360
Concrete slabs, cement screed	●	●	●	●	●	●	●	●	●	●
Calcium Sulphate e.g. Anhydrite screed	●	●	●	●	●	●	○	○		●
Asphalt screed	●		●	●	●	●	●	●		●
Subfloor with paint residues	●			●	●	●	○	○		
Tile, quarry tile, ceramic tile	●			●	●	●	●	●	●	●
Vinyl semi-flexible tile	●			●	●	●	●	●		●
Parquet					●	●				
Subfloor with adhesive residues	●	●	●	●	●	●	●	●		●
Levelled subfloors	●	●	●	●	●	●	●	●		●
Chipboard panels CTB-H, CTB-X, OSB-3					●	●				
Application thickness (mm)	1-10	1-20	1-20	1-10	1-10	1-30	1-20	1-10	3-15	3-60
Consumption in kg/m ² per mm thickness	1,5	1,5	1,6	1,5	1,5	1,5	1,5	1,5	1,6	1,8
Maximum class of premises (UPEC)	P3	P3	P3	P3	P3	P4 P4S	P4 P4S	P4 P4SR	Indust. floors	P3
Mechanical installation	No	Yes	No	Yes	Yes	Yes	Yes	Yes	Yes	Yes
Painting	No	No	No	No	No	Yes	No	No	Yes	No

- Suitable solution
- Possible variant

UNIPLAN

READY-TO-USE PUTTY COMPOUND FOR APPLICATION OF THIN FINISH LAYER


- Ready-to-use putty compound recommended for subfloors requiring a thin levelling layer on old existing solid adhesives, filling-in of chipboard and finishing surfaces, wooden staircases, old ceramic tiles or cement screed.
- Ready-to-use product

TECHNICAL DATASHEET:

Colour	Grey
Curing time	24 to 48 hours (at 20°C/60% relative humidity / for each mm thickness)
Temperature of application	+10°C to +30°C
Frost resistance	Frost-sensitive
Consumption	1,6 kg/mm/m ²
Application	Using Italian trowel
Shelf life	9 months in unopened containers stored in good conditions between +5°C & +30°C



Can be used to plug pinhole defects on cement subfloors
 Ideal for application of thin layer from 0.5 to 2 mm thick
 High resistance to punching and abrasion
 Mechanical properties similar to class P3 self-levelling compounds
 Can be applied vertically to stair risers



	Article	Code	Packaging	Package language	Quantity per pallet
UNIPLAN	30110820	5412726108208	Plastic bucket 15 kg	French	33



CR 560 CHAPE RAPIDE

HIGH PERFORMANCE QUICK DRYING INDOOR / OUDOOR SCREED


- Dry mix screed ready to use for spot repairs, producing gradients and making adherent or floating screeds
- When used in conjunction with WETROOM CONCEPT for gradients, ready to directly accommodate an anti-slip homogeneous PVC covering
- Fast drying allows PVC floor covering to be applied after 4 hours
- Universal use, thicknesses between 5 to 60 mm according to needs
- Odourless: can be used in any type of room

TECHNICAL DATASHEET:

Application thickness	5 mm to 60 mm
Working time	20 minutes
Compressive strength	24 hours > 25 MPa 28 days > 40 MPa
Frost resistance	Frost-sensitive
Consumption	2 kg/mm/m ²
Application	Using Italian trowel
Temperature of application	+5°C to +30°C
Preparation of compound	2.2-2.4 l water for one bag / 25 kg
Walk-on time	45 to 60 minutes
Drying time before painting	12 hours
Drying time before installation of parquet	24 hours
Drying time before installation of ceramic tiles	2-3 hours
Drying time before application of self-levelling compound	6 hours
Shelf life	6 months in unopened containers stored in good conditions between +5°C & +30°C



- Compatible with any type of flooring: PVC, LVT, textiles, linoleum, rubber, hardwood, ceramic
- Can be painted or left unfinished
- Recommended for formation of gradients for water run-off in shower rooms
- Shrink-free at all thicknesses
- High mechanical features after 24 hours, all type of traffic including forklift and trucks



	Article	Code	Packaging	Package language	Quantity per pallet
CR 560 CHAPE RAPIDE	30604234	3549212470791	Bag 25 kg	French	48



RENO QUICK

PATCHING FOR GRADIENTS, FILLING OR LEVELLING

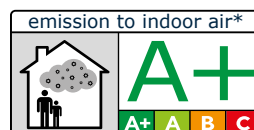
- Strong and quick hardening patching compound to create gradients and for vertical preparations before wall covering

TECHNICAL DATASHEET:

Colour	Grey
Preparation of compound	5-6 l of water for one bag/ 25 kg
Working time	15 to 20 minutes
Walk-on time	45 to 60 minutes
Drying time before installation of PVC covering	3-5 hours
Drying time before installation of hardwood floor or painting	24 hours
Consumption	1.6 kg/mm/m ²
Application	Using Italian trowel
Temperature of application	+10°C to +25°C
Application thickness	1-50 mm
Shelf life	6 months in unopened containers stored in dry conditions



- Time saving, walk-on time 45 minutes
- Time saving, ready for subsequent installation from 4 hours after application
- High compressive strength > 30MPa after 28 days
- Specially designed without shrinkage - useful on difficult subfloors
- Used in all types of premises (Class P4SR after 24 hours)
- Chair castor resistance
- Thicknesses range from 1 to 50 mm
- Thicker layers possible with addition of sand
- Accommodates all type of finishing, including paint



	Article	Code	Packaging	Package language	Quantity per pallet
RENO QUICK	30507961	3549210030799	Bag 10 kg sold in packs of 2	French	60
	30507960	3549210030805	Bag 25 kg		48



CHRONO FLACHES

QUICK-USE COMPOUND FOR SURFACING, PROFILING AND FILLING

- **Multipurpose:** refilling, profiling and surfacing
- **Individual section filling:** up to 50 mm
- **Continuous layer** from 1 to 10 mm thick
- **Used for repair and levelling of floors, stairs and indoor walls**
- **Used without prior application of primer on normally absorbent subfloor (such as existing self-levelling compounds), with prior application of PRIMASOL R on anhydrous screeds and gypsum board**
- **Non-shrink and stress-free**

TECHNICAL DATASHEET:

Base	Beige powder with specific binding components and mineral filler
Preparation	1.2 l of water for 5 kg
Working time	20 minutes
Walk-on time	90 minutes
Time before further installation operations	6 hours
Consumption	1.3 kg/m ² /mm
Application	Using Italian trowel
Application thickness	1-10 mm
Shelf life	9 months in unopened containers stored in good conditions between +5°C & +30°C



- Chair castor resistance for both non-residential and residential use
- Quick hardening compound, walk-on time 90 minutes
- Easy to mix manually
- Used without primer on existing self-levelling compounds
- Finishing similar to self-levelling compounds
- Handy: comes in 5 kg bags to cater to everyday needs

	Article	Code	Packaging	Package language	Quantity per pallet
CHRONO FLACHES	30602605	3549212466565	Bag 5 kg, sold in packs of 4	French	192



NIBOPLAN S21

SPECIAL SELF-LEVELLING COMPOUND FOR ANHYDRITE SCREEDS

- A self-levelling compound designed specifically for application over calcium sulphate (e.g. anhydrite) screeds prior to installation of new floor coverings.
- Subsequent installation of linoleum flooring, commercial vinyl flooring, linoleums, rubber, carpet, hardwood floor and ceramic tiles.
- Easy to use, perfect applicative properties
- Mechanical application possible, pumpable
- Non-shrink
- Mechanical features similar to class P3 cement compound (when applying more than 3 mm thickness)

TECHNICAL DATASHEET:

Base	White powder based on calcium sulphate, with specific binding components and mineral fillers
Application thickness	1-20 mm
Preparation	6 l of water for 25 kg bag (water temperature minimum 10°C).
Working time	25 minutes
Temperature of application	+5°C to +30°C
Consumption	1.5 kg/m ² /mm
Application	Using Italian trowel
Walk-on time	3 hours
Time before further installation operations	Depends on applied thickness & floor covering
Shelf life	6 months in unopened containers stored in dry conditions



	Article	Code	Packaging	Package language	Quantity per pallet
NIBOPLAN S21	30120651	4008373105021	Bag 25 kg	English, German, French, Dutch	48



MIPLASOL TRAFIC 3

**SELF-LEVELLING COMPOUND FOR INDOOR USE IN
ALL TYPES OF PREMISES**

Smart
solution

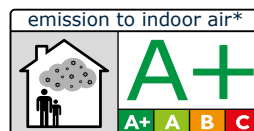
- Specifically designed for professional installers, easy to use, perfectly smooth finish
- High mechanical properties – class P3
- Application thickness from 3 to 10 mm
- Quick drying, walk-on time 4 to 6 hours

TECHNICAL DATASHEET:

Base	Grey-pink powder
Application thickness	3-10 mm, when mixed with sand up to 30 mm
Preparation	6 l of water for 25 kg bag (water temperature minimum +10°C).
Working time	15-20 minutes maximum
Compressive strength	27 MPa
Flexural strength	6 MPa
Temperature of application	+10°C to +25°C
Consumption	1.5 kg/m ² for 1 mm thickness
Application	Using Italian trowel, spiked roller
Walk-on time	4-6 hours
Drying time before application of floor covering	24-72 hours
Shelf life	9 months in unopened containers stored in dry conditions



- Suitable for manual application or mechanical installation (pumpable)
- High adhesion to various subfloors, concrete slabs, cement screed, anhydrous screeds, installation on ceramic tiling, gypsum board, pre-levelled screeds
- For indoor use
- Suitable for heated floors



	Article	Code	Packaging	Package language	Quantity per pallet
MIPLASOL TRAFIC 3	30603769	3549212469825	Bag 25 kg	French	48



MIPLASOL FIBRE

SELF LEVELLING COMPOUND REINFORCED WITH FIBERS

Smart
solution


- Application thickness: from 1 to 10 mm
- High strength – Class P3 for thicknesses from 3 to 10 mm, individual sections up to 15 mm
- Ensures perfectly smooth surface for installation of floor coverings for both commercial and residential use
- Specially designed for preparation of subfloors, on which semi-flexible quartz-vinyl tiles have already been installed and for wooden subfloors, plywood, chipboard and adhesive residues (used in conjunction with dedicated primer, see page 28)

TECHNICAL DATASHEET:

Base	Grey-red powder
Application thickness	1-10 mm (Exceptionally 15mm)
Preparation	6 l of water for 25 kg bag (water temperature minimum +10°C).
Working time	15-25 minutes maximum
Compression strength	20 MPa
Flexural strength	6 MPa
Consumption	1.5 kg/m ² for 1 mm thickness
Application	Using Italian trowel, spiked roller, suitable for manual application or for mechanical installation
Walk-on time	12 hours
Time before application of adhesive	24-72 hours
Shelf life	9 months in unopened containers stored in dry conditions



- Single-component compound, easy to use
- High adhesion to various subfloors: concrete slabs, cement screed, gypsum board
- Suitable for heated floors



	Article	Code	Packaging	Package language	Quantity per pallet
MIPLASOL FIBRE	30603758	3549212469771	Bag 25 kg	French	48



MIPLASOL GT4

Smart
solution

**HIGH STRENGTH (P4S) SELF-LEVELLING COMPOUND
FOR USE IN INDOOR PREMISES WITH VERY HEAVY TRAFFIC**

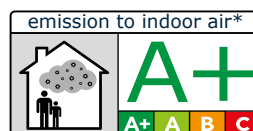
- Provides high floor strength: P4S above 3 mm
- Shrinkage compensation: stress-free during drying, perfect shape and smooth surface
- High adhesion to many subfloors: concrete slabs, cement screed, subfloors with installed ceramic tiling

TECHNICAL DATASHEET:

Base	Special resin and cement based compound
Colour	Grey slightly pink coloured
Application thickness	1-20 mm
Working time	Around 20 minutes
Compression strength	35 MPa
Flexural strength	11 MPa
Temperature of application	+10°C to +25°C
Consumption	1.5 kg/mm/m ²
Application	Using Italian trowel, spiker roller, suitable for manual application or for mechanical installation
Time before application of adhesive	4 hours
Drying time	4 hours
Walk-on time	2 hours
Shelf life	9 months in unopened containers stored in dry conditions



- Subsequent installation of any covering possible (vinyl, resilient commercial floorings such as linoleum, rubber, LVT, hardwood floor, painted flooring, ceramic)
- Suitable for heated floors



	Article	Code	Packaging	Package language	Quantity per pallet
MIPLASOL GT4	30603764	3549212469801	Bag 25 kg	French	48



FIBER ROC

**HIGH STRENGTH SELF-LEVELLING COMPOUND
WITH REINFORCED FIBRES FOR INDOOR USE ON WOODEN
SUBFLOORS**

Smart
solution

- Self-levelling compound creates perfectly smooth surface
- Provides high floor strength: class P4-P4S
- Application thickness: from 1 to 30 mm
- For use in indoor premises with very heavy traffic
- Polymer-reinforced to achieve high flexibility

TECHNICAL DATASHEET:

Base	Grey powder with binding components, mineral fillers and specific polymer additives
Application thickness	3-30 mm
Preparation	6 l of water for 25 kg bag (water temperature minimum +10°C)
Working time	Less than 30 minutes
Compression strength	30 MPa
Flexural strength	9 MPa
Temperature of application	+10°C to +25°C
Consumption	1.5 kg/m ² for 1 mm thickness
Application	Using Italian trowel, spiked roller, suitable for manual application or for mechanical installation
Walk-on time	5 hours at +20°C
Time before further installation operations	24-72 hours
Shelf life	9 months in unopened containers stored under dry conditions



- Suitable for preparing new subfloors and renovating existing subfloors
- Compound reinforced with synthetic fibres
- Non-shrink
- If required, the surface obtained can be painted following complete curing
- Walk-on time: 5 hours
- Suitable for heated floors

	Article	Code	Packaging	Package language	Quantity per pallet
FIBER ROC	30603765	3549212469818	Bag 25 kg	French	48



TX RAPID

QUICK DRYING SELF-LEVELLING COMPOUND
FOR USE IN INDOOR PREMISES WITH VERY HEAVY TRAFFIC


- Provides perfectly smooth surface
- High floor strength - class P3/P4/P4S
- Application thickness from 3 to 10 mm
- Withstands movement of heavy machinery
- Quick drying: quick subsequent installation of covering, cementing vinyl floor coverings after 4 hours

TECHNICAL DATASHEET:

Base	Grey powder with binding components, mineral fillers and special additives
Application thickness	3-10 mm
Preparation	6 l of water for 25 kg bag (water temperature minimum +10°C)
Working time	For 15-30 minutes at +20°C
Compression strength	40 MPa
Flexural strength	10 MPa
Temperature of application	+8°C to +25°C
Consumption	1.6 kg/m ² for 1 mm thickness
Application	Using Italian trowel, spiked roller, suitable for manual application or for mechanical installation
Walk-on time	After 45-60 minutes at +23°C
Drying time before application of adhesive	2 hours for carpet and tile carpet, 4 hours for PVC coverings, 24 hours for linoleum and hardwood floor
Shelf life	6 months in unopened containers stored in dry conditions



- Shrinkage compensation: stress-free during drying
- Quick application
- Suitable for heated floors



	Article	Code	Packaging	Package language	Quantity per pallet
TX RAPID	30602603	3549212466541	Bag 25 kg	French	48



XPS

EXPRESS DRYING SELF LEVELLING COMPOUND FOR INDOOR AND OUTDOOR USE IN PREMISES WITH VERY HEAVY TRAFFIC


- **Ultra-high strength (class P4)**
- **Application thickness 3-15 mm**
- **Industrial self-levelling compound specifically suited to mass retail, industrial premises, hospital underground parking and warehouses**
- **Withstands movement of heavy equipment**

TECHNICAL DATASHEET:

Base	Grey powder with binding components, mineral fillers and special additives
Application thickness	3-15 mm
Preparation	4.5 l of water for 25 kg bag (water temperature minimum +10°C).
Working time	Less than 20 minutes at +23°C
Compressive strength	40 MPa
Flexural strength	8 MPa
Temperature of application	+8°C to +25°C
Consumption	1.6 kg/m ² for 1 mm thickness
Application	Using Italian trowel, spiked roller, suitable for manual application or for mechanical installation
Walk-on time	1 hour at +20°C
Drying time before application of adhesive	4 hours
Shelf life	6 months in unopened containers stored in dry conditions



- Application of any coating on the layer: polyurethane paint, epoxy paint, installation of commercial floor coverings including elastomer, hardwood floor, ceramic tiling etc. or a ready-to-use floor
- Excellent spread rate
- Quick and convenient application
- Quick drying compound
- For indoor and outdoor use



	Article	Code	Packaging	Package language	Quantity per pallet
XPS	30123612	3549210030768	Bag 25 kg	French	48



FLYT 360

SELF-LEVELLING COMPOUND FOR THICK LAYER APPLICATION INDOOR USE

- Ensures perfectly smooth surface
- High strength class P3: at layers in excess of 3 mm
- Application thickness: from 3 to 60 mm, applied in one layer
- For levelling subfloors with a thick layer before installing floor coverings

TECHNICAL DATASHEET:

Base	Grey powder with binding components, mineral fillers and special additives
Application thickness	3-60 mm
Preparation	5 l of water for 25 kg bag (water temperature minimum 10°C).
Working time	30 minutes at 23°C
Compression strength	25 MPa
Flexural strength	6 MPa
Temperature of application	+8°C to +25°C
Consumption	1.5 kg/m ² for 1 mm thickness
Application	Using Italian trowel, spiked roller, suitable for manual application or for mechanical installation
Walk-on time	3-5 hours
Shelf life	9 months in unopened containers stored in dry conditions



- Perfectly suitable for subsequent installation of hardwood floor, commercial floor coverings, ceramic tiling, elastomer coverings, natural linoleum
- Suitable for manual application or for mechanical installation
- Easy to prepare, high performance, excellent spread rate
- For indoor use

	Article	Code	Packaging	Package language	Quantity per pallet
FLYT 360	30128620	3549210032663	Bag 25 kg	French	48





ADHESIVES FOR COMMERCIAL AND RESIDENTIAL FLOORS COVERINGS



APPLICATION GUIDE FOR FLOOR COVERINGS ADHESIVES

	POWER ELASTIC	MIPLAFIX 400	MIPLAFIX 300	MIPLAFIX 200	MIPLAFIX 100	MIPLAFIX 50	TEX 3000	UNICOL CT	MIPLALINO	ADHESITECH	NOGLISS	DAL 50	PU 456	SPORTCOL 2K	COLLE CONDUCTRICE	SOL CONTACT	SOL CONTACT	GREEN CONTACT NM	KS 330	KU 320	KE 370
Need-selt covering with or without backing		•	•	•	•	•	•	•	•	•					•	•	•		•	•	•
Carpet on foam backing		•	•	•	•	•	•	•	•	•	•				•	•	•		•	•	•
Carpet on synthetic jute base – Action Bac®		•	•	•	•	•	•	•	•						•	•	•		•	•	•
Carpet on non-woven or felt backing		•	•	•	•	•	•	•	•	•	•				•	•	•		•	•	•
Natural coco-sisal carpet and natural fibres on latex backing		•	•	•	•	•	•	•	•						•	•	•		•	•	•
Carpet tiles on bitumen, vinyl, PU backing									•	•	•										
Sport vinyl coverings on embossed backing		•	•	•	•	•			•						•			•	•	•	•
Heterogeneous vinyl floor coverings		•	•	•	•	•			•			•		•				•	•	•	•
Heterogeneous acoustic vinyl coverings on foam backing		•	•	•	•	•			•					•				•	•	•	•
Homogenous vinyl floor coverings	•	•	•	•									•	•				•	•	•	
LVT – Luxury vinyl tile in planks and tiles	•												•						•		
Semi-flexible quartz-vinyl tile	•	•	•	•	•	•							•	•			•				
Linoleum with acoustic insulation backing	•	•	•										•				•		•	•	
Linoleum strips	•							•					•				•		•		
Linoleum tiles	•							•					•				•				
Acoustic underlay	•	•	•										•	•			•	•	•		
Rubber (thickness up to 3.5 mm)	•												•	•			•	•			
Rubber (thickness above 3.5 mm)													•	•			•	•			
Installation of vinyl commercial-grade floor coverings on semi-flexible quartz-vinyl tile		•	•	•			(1)		•				•					•	•	•	
Indoor synthetic grass		•	•	•															•	•	
Outdoor synthetic grass , sports pitches		•	•	•	•	•	•												•	•	
Installation of textile coverings and natural fibre coverings on staircases		•	•	•									•	•			•		•	•	
Installation of vinyl floor coverings on staircases													•	•							
Installation of complete PVC stair treads		•	•	•	•	•											•		•	•	•
Installation of complete rubber stair treads		•	•	•														•	•	•	
Skirting boards and step nosing																		•			
Protective wall plates																	•	•			
Conductive textile, PVC, rubber coverings in tiles or strips		•	•														•		•		

(1) – in the corners, instead of neoprene adhesive

POWER ELASTIC

Smart
solution

**HIGH BOND STRENGTH ADHESIVE, SPECIALLY
DESIGNED FOR LVT, RUBBER AND PVC COVERINGS**


- Aqueous dispersive adhesive based on special polymers with high adhesion and high shear properties
- Specially designed for sticking:
LVT tiles or planks
- Rubber flooring up to 4 mm thickness
- Linoleum in sheets or tiles
- Polyolefin coverings

TECHNICAL DATASHEET:

Base	Solvent-free acrylic emulsion	
Colour	Ivory	
Density (NF: T76 300)	1.25 +/- 0.05	
Waiting time	5 to 10 minutes	
Open time	25 to 30 minutes	
Working time	Around 20 minutes	
Temperature of application	+10°C to +25°C	
Full curing time	24 - 48 hours	
Walk-on time	After 24 hours	
Consumption	250 - 400 g/m ²	
Backing type & tool		
- PVC all types, LVT, rubber, in tiles or sheets with smooth backing	Trowel No 1-A2	300 g/m ²
- Textiles, Linoleums in tiles or sheets with relief/rough backing	Trowel No 2-B1	300 to 350 g/m ²
- Natural fibres (coir, sisal, seagrass) with latex backing	Trowel No 3-B2	400 g/m ²
Use	Floor	
Frost-resistance	Up to -5°C	
Rolling with metal floor roller	A metal floor roller is used for ensure the bond transfer on the backing. This operation is repeated after 30 minutes in the direction perpendicular to the previous run	
Shelf life	1 year in unopened containers stored in conditions +10°C - +30°C	



- For premises with heavy traffic
- For bonding PVC on PVC and PVC on metal
- Short waiting time: from 5 to 10 minutes
- Powerful adhesion, and quick cohesion rise
- Very high shear strength – 4 times higher than for ordinary adhesive
- Especially suitable for use in healthcare institutions (resistance to furniture legs and castors: medical beds, trolleys etc. in hospitals) but also hotels, residence.
- Solvent-free, almost odourless, very low VOC emissions, class EC1 Plus
- Perfectly suitable for use in areas with limited ventilation and occupied premises
- Suitable for heated floors
- Recommended by numerous flooring manufacturers



	Article	Code	Packaging	Package language	Quantity per pallet
POWER ELASTIC	30602646	3549212466831	Plastic bucket 6 kg	French	80
	30243157	3549212466114	Plastic bucket 13 kg	French	33





CHOOSE SUPERIOR QUALITY

The POWER ELASTIC adhesive, the result of cutting-edge innovation, comprises a cocktail of the best advanced emulsions with special chemical and mechanical properties, together with excellent application functions. The adhesive film forms a uniform and strong covering. Its shear resistance is four times higher than ordinary adhesives. The bonding achieves a "fusion" of the covering, adhesive and subfloor, forming an organic whole.

The POWER ELASTIC adhesive has been specially developed for sticking down any type of highly-demanding soft floor covering such as LVT, rubber or linoleum in heavy traffic environments. The final result is perfect.

1 POWER ELASTIC provides quick fixation and setting which prevents the covering from slipping regardless of traffic intensity and temperature in the premises.

The universal adhesive Bostik Power Elastic can be used for gluing most existing floor coverings in any premises. It is highly resistant to indentation and complies with all specifications required for all type of traffic (commercial, moderate and domestic). It is stable to the action of furniture legs exerted by beds in medical institutions and pallet trucks in mass retail outlets.

2 Shear resistance exceeds the similar index for ordinary adhesives by 3-4 times. This feature is close to those usually observed in the Polyurethane 2 components. This guarantees a high quality of installation. POWER ELASTIC is stable to ambient temperatures up to 50°C. It is also suitable for heated floors

3 It increases floor strength by creating a unified monolithic construction with the subfloor. The durability achieved is equivalent to the floor covering installed.



MIPLAFIX 800

Smart
solution

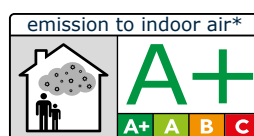
**PREMIUM HIGH PERFORMANCE ADHESIVE
SPECIAL FOR LVT AND RUBBER FLOORING**

TECHNICAL DATASHEET:

Base	Solvent-free acrylic emulsion	
Colour	Ivory	
Waiting time for PVC	10 to 15 minutes	
Waiting time for rubber	5 min	
Open time for PVC	60 min	
Open time for rubber	30 min	
Walk on time	12 hours	
Full curing time	24 hours	
Backing type & tool		
- PVC all types, LVT, rubber, in tiles or sheets with smooth backing	Trowel No 1-A2	300 g/m ²
- Textiles, Linoleums in tiles or sheets with relief/rough backing	Trowel No 2-B1	300 to 350 g/m ²
- Natural fibres (coir, sisal, seagrass) with latex backing	Trowel No 3-B2	400 g/m ²
Frost – resistance	up to 0°C	
Shelf time	1 year in unopened containers stored in conditions +10°C - +30°C	



- For all kind of flooring in rolls and tiles
- For floor and wall application
- For heavy traffic areas
- Can be applied with a spatula or with a roll
- Short gumming time (waiting time)
- Strong initial adhesion
- Excellent resistance to peeling
- Solvent-free – no smell
- Compliance with LEED and BREEAM



	Article	Code	Packaging	Package language	Quantity per pallet
MIPLAFIX 800	30606600	3549212474072	6 kg plastic bucket	French	80
	30606394	3549212473976	18 kg plastic bucket	French	32



MIPLAFIX 300

UNIVERSAL HIGH PERFORMANCE ADHESIVE SHORT GUMMING TIME

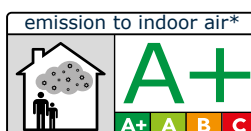
- Universal acrylic adhesive with high adhesive mechanical features for any homogenous and heterogeneous PVC, acoustic linoleum, carpeting with all backing types, including natural fibre.
- It is also designed for WETROOM CONCEPT. (Floor & wall). Can be used to install protective wall panels.
- For premises with all types of traffic: from moderate to intense traffic and high loads (hospitals, schools, shops, office premises).

TECHNICAL DATASHEET:

Base	Solvent-free acrylic emulsion
Colour	Ivory
Density (NF: T76 300)	1.24 +/-0.05
Waiting time	10 to 15 minutes
Open time	45 to 55 minutes
Working time	35 to 45 minutes
Temperature of application	+10°C to +25°C
Full curing time	48 hours
Walk-on time	18 to 24 hours
Consumption	250-400 g/m ²
Backing type & tool	
- PVC all types, LVT, rubber, in tiles or sheets with smooth backing	Trowel No 1-A2 – 250 g/m ²
- Carpet in tiles or sheets with relief/rough backing	Trowel No 2-B1 –350 g/m ²
- Natural fibres (coir, sisal, seagrass) with latex backing	Trowel No 3-B2 –400 g/m ²
- Wall coverings	Roll short hair – 200 g/m ²
Use	Floor, walls
Frost-resistance	Up to -5°C
Shelf life	1 years in unopened containers stored in good conditions +5°C to +30°C



- Universal acrylic adhesive for all everyday uses
- Powerful initial grab
- Easy use
- Long working time
- Solvent free, phthalate free, odourless, low VOC class A+
- High adhesion
- Resistance to indentation (furniture on castors, furniture legs)
- IMO (International Maritime Organization) certificate
- Designed for floors and walls
- Suitable for heated floors



	Article	Code	Packaging	Package language	Quantity per pallet
MIPLAFIX 300	30603754	3549212469757	Plastic bucket 6 kg	French	80
	30603750	3549212469726	Plastic bucket 20 kg	French	32



MIPLAFIX 200

SPECIAL REFURBISHING

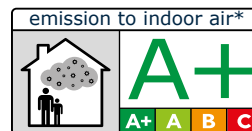
- **Universal quick-setting acrylic adhesive for installation of:**
- **All PVC floor coverings**
- **Carpets with all backing types, and natural fibres**
- **Compliant with WETROOM CONCEPT**
- **Suitable for to bond PVC coverings onto existing compact PVC covering**
- **Solvent-free, phthalate free, odourless, low VOC class A+**

TECHNICAL DATASHEET:

Base	Acrylic emulsion solvent free
Colour	Ivory
Density (NF: T76 300)	1.27 +/- 0.05
Waiting time	5 to 10 minutes
Open time	40 to 55 minutes
Working time	35 to 45 minutes
Temperature of application	+10°C to +25°C
Walk-on time	Around 18 hours
Full curing time	48 hours
Consumption	200-400 g/m ² according to backing type
Frost-resistance	Up to -5°C
Shelf life	2 years in unopened containers stored in good +5°C to +30°C



- Designed for premises with heavy traffic (hospitals, schools, shopping premises, offices)
- Also suitable for gluing PVC covering onto existing compact PVC
- Quick setting and good adhesion, ideal for soft flooring tiles
- High tolerance to difficult ambient conditions
- Suitable for gluing wall and floor coverings
- High resistance to chair castors
- Solvent free, odourless, very pleasant to spread
- Compliant with heated floors



	Article	Code	Packaging	Package language	Quantity per pallet
MIPLAFIX 200	30604143	3549212470197	Plastic bucket 6 kg	French	80
	30603752	3549212469733	Plastic bucket 20 kg	French	32



MIPLAFIX 100

ADHESIVE FOR PROJECTS


- Special job-site, solvent-free acrylic adhesive for installation of:
- Residential heterogeneous PVC
- Carpet on all backing types, including natural fibre on latex backing
- Cork coverings

TECHNICAL DATASHEET:

Base	Acrylic emulsion
Color	Light beige
Density (NF: T76 300)	1.35 +/- 0.05
Waiting time	10 to 15 minutes
Open time	40 to 45 minutes
Working time	25 to 35 minutes
Temperature of application	+10°C to +25°C
Full curing time	24 hours
Walk-on time	Around 18 hours
Consumption	200 to 400 g/m ² according to backing type
Frost-resistance	Up to -5°C
Shelf life	1 year in unopened containers stored under +5°C to +30°C



- Designed for use in residential premises with moderate traffic (private spaces and offices)
- Only product for everyday use in residential premises
- Solvent-free, odourless, low VOC class A+, ideal for sites occupied during work
- Convenience and easy to apply
- Resistant to chair castors
- Excellent value for money
- Suitable for heated floors



	Article	Code	Packaging	Package language	Quantity per pallet
MIPLAFIX 100	30603755	3549212469764	Plastic bucket 20 kg	French	32



MIPLAFIX 50

ADHESIVE FOR PROJECTS


- Special job-site, acrylic adhesive for installation of:
- Residential heterogeneous PVC
- Carpet on all backing types, including natural fibre on latex backing
- Cork coverings
- Less than 5% solvent

TECHNICAL DATASHEET:

Base	Acrylic emulsion
Color	Light beige
Density (NF: T76 300)	1.35 +/- 0.05
Waiting time	10 to 15 minutes
Open time	40 to 45 minutes
Working time	25 to 35 minutes
Temperature of application	+10°C to +25°C
Walk-on time	Around 18 hours
Full curing time	Around 24 hours
Consumption	200 to 400 g/m ²
Frost-resistance	Up to -5°C
IMO-certified	Yes
Shelf life	1 year in unopened containers in under +5°C to +30°C



- Designed for use in residential premises with low traffic (accommodation)
- Quick setting and early grab
- Adhesive film resistance complies with chair castors
- Suitable on heated floors
- IMO marine certified



	Article	Code	Packaging	Package language	Quantity per pallet
MIPLAFIX 50	30603749	3549212469719	Plastic bucket 20 kg	French	32



KS 330

ADHESIVE FOR BONDING COMMERCIAL FLOOR AND WALL COVERINGS

BOSTIK KS 330, an adhesive specially designed for the installation on absorbent and non-absorbent subfloors of resilient floor coverings of any type:

- Homogenous vinyl flooring tiles or sheets
- Heterogeneous vinyl flooring (on felt or foam backing)
- Vinyl flooring on cork backing
- Vinyl flooring on existing compact vinyl flooring
- Wet room vinyl flooring concept
- Textured expanded vinyl
- Semi-rigid tiles
- Needled felt coverings with or without backing
- Carpet coverings with foam or felt backing
- Synthetic carpet coverings "Action Bac"
- Natural coconut – sisal coverings on rubber backing

TECHNICAL DATASHEET:

Base	Acrylic emulsion, solvent free
Colour	Ivory
Density (NF: T76 300)	1.27 +/- 0.05
Waiting time	5 to 10 minutes
Working time	35 to 45 minutes
Walk-on time	About 18 hours
Full curing time	48 hours
Temperature of application	+10°C to +25°C
Consumption	150 to 400 g/m ² according backing type
Frost-resistance	Up to -5°C
Shelf life	2 years in unopened containers stored in good +5°C to +30°C



- Allows PVC gluing and installation on existing compact PVC coverings
- Suitable for heavy wall coverings (up to 2 kg/m²), thin homogenous PVC
- High adhesion strength and quick initial tack
- Easy use
- Long working time
- Resistance of adhesive film to high loads (chair and hospital bed castor indentation)
- Solvent free, phthalate free, odourless, low VOC class A+
- Environmentally safe
- Suitable for heated floors

Article	Code	Packaging	Package language	Quantity per pallet
KS 330	30046905	3549210022460	Plastic bucket 20 kg	Russian/ Ukrainian 32



KU 320

ADHESIVE FOR FLOOR AND WALL COVERINGS

Adhesive specially designed for installation on absorbent subfloors of soft floor coverings

- Vinyl flooring in sheets
- Heterogeneous vinyl flooring (on felt or foam backing)
- Vinyl flooring on cork backing
- Textured expanded vinyl
- Semi-rigid tiles
- Needled felt coverings with or without backing
- Carpet coverings with foam or felt backing
- Natural coconut and sisal coverings with rubber backing



TECHNICAL DATASHEET:

Base	Acrylic emulsion, solvent free
Colour	Ivory
Density (NF: T76 300)	1.27 +/- 0.05
Waiting time	5 to 10 minutes
Working time	35 to 45 minutes
Walk-on time	About 18 hours
Full curing time	48 hours
Temperature of application	+10°C to +25°C
Consumption	320 to 400 g/m ² according backing type
Frost-resistance	Up to -5°C
Shelf life	2 years in unopened containers stored +5°C to +30°C

- Allows PVC gluing and installation on existing compact PVC coverings
- Suitable for heavy wall coverings (up to 2 kg/m²), thin homogenous PVC
- High adhesion strength and quick initial tack
- Easy use
- Long working time
- Resistance of adhesive film to high loads (chair and hospital bed castor indentation)
- Solvent free, phthalate free, odourless, low VOC class A+
- Environmentally safe
- Suitable for heated floors

	Article	Code	Packaging	Package language	Quantity per pallet
KU 320	30043550	3549210022459	Plastic bucket 6 kg	Russian/ Ukrainian	80
	30043554	3549210022442	Plastic bucket 20 kg	Russian/ Ukrainian	32



KE 310

ADHESIVE FOR RESIDENTIAL AND SEMI-COMMERCIAL APPLICATIONS

Adhesive specially designed for installation of resilient floor coverings on absorbent subfloors:

- Vinyl flooring in sheets
- Heterogeneous vinyl flooring (on felt or foam backing)
- Vinyl flooring on cork base
- Textured expanded vinyl
- Needled felt coverings with or without backing
- Carpet coverings with foam or felt backing
- Carpet synthetic coverings "Action Bac"
- Natural coconut and sisal coverings with rubber backing

TECHNICAL DATASHEET:

Base	Acrylic emulsion, solvent free
Colour	Light beige
Density (NF: T76 300)	1.35 +/- 0.05
Waiting time	5 to 15 minutes
Working time	25 to 35 minutes
Temperature of application	+10°C to +25°C
Walk-on time	About 18 hours
Full curing time	About 24 hours
Consumption	250 to 400g/m ²
Frost-resistance	Up to -5°C
Shelf life	2 years in unopened containers stored in good +5°C to +30°C



- Adhesive for use in residential and office premises
- Versatile, for standard PVC and carpets
- Low consumption
- Easy use
- Solvent-free, odourless, low VOC class A+, ideal for sites occupied during work
- Suitable for heated floors

	Article	Code	Packaging	Package language	Quantity per pallet
KE 310	30043550	3549210022435	Plastic bucket 6 kg	Russian/ Ukrainian	80
	30043554	3549210022428	Plastic bucket 20 kg	Russian/ Ukrainian	32





ADHESIVES – SPECIALITIES

ADHESITECH

INNOVATIVE HIGH PERFORMANCE TACKIFIER
FOR TEMPORARY INSTALLATIONS OF ROLLS

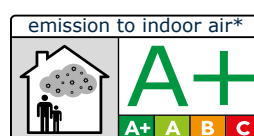
Smart
solution



TECHNICAL DATASHEET:

Color	Light pink
Density (NF: T76 300)	1.1 +/- 0.05
Waiting time	45 to 60 minutes for carpet and PVC tiles, Around 2 hours on non-absorbent subfloor
Open time and working time	Permanent (under reserve to protect the tacky film))
Walk-on time	Immediately after flooring installation
Consumption	100 to 120 g/m ²
Shelf life	1 year in unopened containers stored +5°C to +30°C

- Easy to apply with a roller
- Solvent free, odourless, very useful and clean to use
- Effective tackifier for installation of carpet tiles, carpet sheet coverings and heterogeneous floor tiles and sheet coverings
- Permanent tackifying effect, no time limit
- Can be used on different subfloors: smooth, non-porous, absorbent
- Firm grip for all forms of backing. The floor covering can be easily removed or replaced when required
- May be opened to traffic immediately after installation of covering
- High resistance to chair castors
- Low consumption: 100 to 120 g/m²
- Suitable for heated floors



	Article	Code	Packaging	Package language	Quantity per pallet
ADHESITECH	30048604	3549210015154	Plastic bucket 2 kg	French / Spanish	180
	30048602	3549210007005	Plastic bucket 5 kg	French / Spanish	80
	30048603	3549210016243	Plastic bucket 19 kg	French / Spanish	16




NOGLISS

**TACKIFIER FOR CARPET TILES, VINYL TILES
AND CARPET IN ROLLS ON NON-WOVEN BACKING**

- Tackifier for installation of removable carpets tiles on bitumen and PVC tiles - Suitable for carpet sheet coverings on non-woven backing
- Ideal for office spaces, shops and residential premises

TECHNICAL DATASHEET:

Colour	White
Density (NF: T76 300)	1.1 +/- 0.05
Waiting time	45 to 60 minutes
Walk-on time	Immediately after installation
Consumption	90-120 g/m ²
Frost-resistance	Up to -5°C
Shelf life	1 year in unopened containers stored in good +5°C to +30°C



	Article	Code	Packaging	Package language	Quantity per pallet
NOGLISS	30603748	3549212469702	Plastic bucket 15 kg	French / Spanish	24



DAL 50

TACKIFIER FOR INSTALLATION OF CARPET TILES AND PVC TILES


- Anti-slip function for heavy carpet tiles and heavy PVC tiles
- Ideal for offices premises



TECHNICAL DATASHEET:

Base	Acrylic emulsion, solvent free
Colour	White
Density (NF: T76 300)	1.1 +/- 0.05
Waiting time	30 to 60 minutes
Temperature of application	+10°C to +25°C
Walk-on time	Immediately after installation
Consumption	90 to 120 g/m ²
Frost-resistance	Up to -5°C
Shelf life	1 year in unopened containers stored in +5°C - +30°C

- Long-term anti slip coating
- Easy to apply using a short nap roller
- Walk-on time: immediately after installation
- Suitable for absorbent and painted subfloors
- High resistance to chair castors
- Low consumption
- Save time and reduce maintenance costs
- Suitable for heated floors



	Article	Code	Packaging	Package language	Quantity per pallet
DAL 50	30501452	3549210030898	Plastic bucket 15 kg	French	24



ADHESIVES FOR LINOLEUM



TOPFIX NA41

QUICK AND EFFECTIVE ADHESIVE FOR REPAIR OF LINOLEUM DEFECTS

- Two-component epoxy adhesive (2x25 ml)
- Multi-purpose, resolves majority of tasks for bonding together dissimilar materials and repairing flooring
- Ideal for correcting installation imperfections on linoleum, PVC coverings, rubber coverings (removal of air blister) and hardwood flooring
- Also used for bonding together dissimilar materials (metal, wood, concrete etc.)



TECHNICAL DATASHEET:

Base	Two-component adhesive
Colour	Yellow
Pot life	3-4 minutes
Partial drying	5 minutes
Complete hardening	20 minutes
Curing time	3-4 minutes
Optimal application temperature	+20°C
Consumption	Depends on cavity space and defect
Frost-resistance	Frost-sensitive
Shelf life	1 year in unopened containers stored.

- Quick tack
- High strength (tested on steel sample, sanded and degreased beforehand – at temperature +21°C=6.3 MPa, at 0°C=12.3 MPa)
- High resistance to water, petrol and oils
- Adhesive is supplied in a 50 ml syringe, hence a special gun is required for application. Remove the protective cap and rotate the valve 45°. Please note: if you do not plan to use the full bottle in a single session, do not damage the protective valve, and return it to the initial position when you have finished.

	Article	Code	Packaging	Package language	Quantity per pallet
TOPFIX NA41	30168533	3549210009382	50 ml syringe	French	8 in cardboard
Gun for syringes TOPFIX NA41 – 50 ml	30084440	-	Single unit	-	Single unit



MIPLALINO

FLOORING ADHESIVE SPECIALLY DESIGNED FOR LINOLEUM AND NATURAL FIBRE COVERINGS


- Acrylic adhesive for installation of natural linoleum sheets or tiles
- Also suitable for installation of carpet coverings and natural fibre coverings
- Less than 5% solvent

TECHNICAL DATASHEET:

Base	Acrylic emulsion
Colour	Light beige
Density (NF: T76 300)	1.3 +/- 0.05
Waiting time	0 to 15 minutes
Open time	25 to 30 minutes
Working time	20 minutes
Temperature of application	Strictly from +10°C to +25°C Recommended to apply at air temperature +18°C and air humidity maximum 75%
Walk-on	About 24 hours
Consumption	250 to 400 g/m ² according backing type
Backing type & tool - Felt coverings on foam backing	Trowel No 1-A2 – 250 to 300 g/m ²
-Natural original linoleums in tiles or sheets with relief/rough backing and carpet action bac	Trowel No 2-B1 –300 to 350 g/m ²
-Natural fibres (coir, sisal, seagrass) with latex backing	Trowel No 3-B2 –400 to 450 g/m ²
Rolling-on with metal floor roller	For natural linoleum: press rollers of 60 kg weight are used for rolling on floor coverings after installation onto fresh adhesive. The operation is repeated after 30 minutes.
Frost-resistance	Up to -5°C
Shelf life	1 year in unopened containers stored in good +5°C to +30°C



- Quick grab effect, prevents natural linoleum slippage
- No waiting time, installation onto wet coating
- Strong rigid film, ideal for all natural soft floorings
- Easy to apply
- Strong adhesion and high shear resistance
- High resistance to chair castors
- Suitable for heated floors



					Quantity per pallet
	Article	Code	Packaging	Package language	
MIPLALINO	30603728	3549212469610	Plastic Bucket 20 kg	French	32





ADHESIVE FOR TEXTILE COVERINGS



UNICOL CT

**SOLVENT-BASED ADHESIVES SPECIALLY DESIGNED
FOR CARPET FLOOR COVERINGS**


- For installation of carpet coverings on foam and action bac backing as well as non-woven felt, and needled punch coverings with or without backing
- For gluing natural fibre textile coverings, such as: coir, sisal, seagrass on latex backing

TECHNICAL DATASHEET:

Base	Resin-alcohol
Colour	Light beige
Density (NF: T76 300)	1.54 +/- 0.05
Waiting time	5 to 10 minutes
Open time	25 minutes for foam backing
Temperature of application	40 to 45 minutes for permeable material
Walk-on time	+10°C to +25°C
Full curing	About 4-5 hours
Consumption	About 24 hours
Backing type & tool - Carpets on foam backing	Trowel No 2-B1 300 to 350 g/m ²
- Carpets with relief/rough backing and carpet action bac - Natural fibres with latex backing	Trowel No 3-B2 400 to 450 g/m ²
Frost-resistance	Up to -15°C
Shelf life	1 year in unopened containers stored +5°C - +30°C



- Quick tack and grab development
- Solvent based given some tolerance to bond (from +5°C)
- Simple application
- Open for traffic soon after installation
- High resistance to chair castors



	Article	Code	Packaging	Package language	Quantity per pallet
UNICOL CT	30020950	3549210030911	Metal bucket 22 kg	French	24



TEX 3000

WATER - BASED ACRYLIC ADHESIVE SPECIALLY DESIGNED FOR TEXTILE FLOOR COVERINGS AND NATURAL FIBRE FLOOR COVERINGS

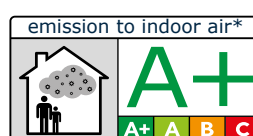
- For laying textile coverings on foam and Action bac backing, as well as non-woven felt, and needled punch coverings with or without backing
- For sticking down natural fibre textile coverings, such as: coir, sisal, seagrass on latex backing
- Odourless

TECHNICAL DATASHEET:

Base	Acrylic emulsion
Colour	Light beige
Density (NF: T76 300)	1.4 +/- 0.05
Waiting time	5 to 10 minutes
Open time	45 minutes
Temperature of application	+10°C to +25°C
Backing type & tool - Carpets on foam backing, needle felt	Trowel No 2-B1 - 300 to 350 g/m ²
-Carpets with relief/rough backing and carpet action bac -Natural fibres with latex backing	Trowel No 3-B2 400 g/m ²
Frost-resistance	Up to -10°C
Shelf life	1 year in unopened containers stored in good +5°C to +30°C



- Designed for large surface area facilities operations
- Easy application
- Lowodour, for non-ventilated premises or public premises
- High resistance to impact of chair castors
- Suitable for heated floors



	Article	Code	Packaging	Package language	Quantity per pallet
TEX 3000	30245633	3549210030881	Plastic bucket 20 kg	French	24





DOUBLE-SIDED FLOORING TAPES

BOSTIK ROLL

BOSTIK ROLL RF50/RF100



FOR QUICK AND EASY FLOOR RENOVATION

Adhesive in tapes, specially designed for loose-lay removable installations of vinyl flooring in rolls.

To be applied on the periphery of the room and under the flooring joints to fix the covering.


Size:

BOSTIK ROLL RF 50 : 48 mm * 25 m

BOSTIK ROLL RF 100 : 96 mm * 25 m

- Fast, easy, clean
- No smell
- Immediate welding of the joints possible
- Enable immediate opening to traffic
- The flooring remains easily removable
- No adhesive residue on the subfloor
- Suitable for floor heating systems

BOSTIK ROLL SD50



TAPE FOR FIXING VINYL WETROOM CONCEPT

Special adhesive in tapes conceived for application of vinyl wallcoverings in wetrooms areas.

(Showers made with vinyl wall coverings and floorcovering instead of ceramic tiles)

Replaces neoprene solvent based adhesives

Size:

BOSTIK ROLL SD 50 : 48 mm * 50 m

- To be used for the joints of wall covering on the walls
- To be used to fix wallcovering in the outside and inside wall corners of the showers
- Can be used to fix protection panels in hospitals and public areas.
- No smell - solvent free
- Quick installation - no waiting time
- Complies with leed and Bream

BOSTIK ROLL MT35



MULTIPURPOSE HIGH FIXATION TAPE

Adhesive in tape for decoration and interior finishing :

To fix metal stair nosing, thresholds bars, starting a parquet glued down installation (setting the first blade), for mirrors and decorative elements, panels, trims, elevators layout (laminates wall installation).


Size:

BOSTIK ROLL MT 35 : 35 mm * 25 m

- Fast, easy, clean
- No smell
- Immediate fixation
- High bond strength
- Can be used on heating floor

	Code article	Gencod	Dimensions	Package language	PCB	Palette
BOSTIK ROLL RF50	30607860	3549212475598	48mm x 25m	French/ English	6	432
BOSTIK ROLL RF100	30607861	3549212475611	96mm x 25m	French/ English	3	216
BOSTIK ROLL SD50	30607859	3549212475574	48mm x 50m	French/ English	5	960
BOSTIK ROLL MT35	30607843	3549212475451	35mm x 25m	French/ English	3x6	
BOSTIK ROLL 25	30607844	3549212475475	25mm x 50m	French/ English	8	480
BOSTIK ROLL 50	30607845	3549212475499	50mm x 50m	French/ English	5	300
BOSTIK ROLL 85	30607846	3549212475512	85mm x 50m	French/ English	3	180
BOSTIK ROLL 240	30607857	3549212475536	240mm x 25m	French/ English	1	96
BOSTIK ROLL 740	30607858	3549212475550	740mm x 25m + 1 roll 50 x 25 m	French/ English	1	35

BOSTIK ROLL 25/50/85



SPECIAL SKIRTINGS AND WALL PROTECTION PANELS

Adhesive tapes for fixing all types of baseboard skirtings, skirting made out of resilient flooring.

Fix PVC, rubber, textile, needlepunch, wood on the wall or on the floor.

Can be used to fix wall protection panel in public areas, and for fixing path cables.

Effective alternative to solvent-based adhesives neoprene, and odour free. Available in 1 width.

Size:

BOSTIK ROLL 25 : 25 mm * 50 m

BOSTIK ROLL 50 : 50 mm * 50 m

BOSTIK ROLL 85 : 85 mm * 50 m

BOSTIK ROLL 240



SPECIAL STAIRS

Reinforced adhesive tape for installing all types of resilient floorings in stairs:

PVC, rubber, linoleum in sheets, carpets, needle punch, natural fibers.

Suits to PVC or rubber stair treads with preshaped corner.

Can be used for wall protective plates (hospitals, health facilities, schools, universities, halls, malls)

Available in 1 width.

Size:

BOSTIK ROLL 240 : 240 mm * 25 m

BOSTIK ROLL 740



TEMPORARY INSTALLATION

Double sided adhesive in film specially no residue intended for renovation purpose: installation of a new floor covering on an old flooring or for temporary installation of PVC and textile flooring.

The micro-perforated film enable a smooth installation (no air bubbles can be trapped).

Fix new covering on former PVC flooring, ceramics or smooth usual subfloors.

The adhesive film is removable without leaving adhesive residue.

Available in 1 width.

Size:

BOSTIK ROLL 740 : Sold in kit of 1 roll of 740 mm * 25 m + 1 roll 50 mm*25 m

BOSTIKROLL





JOINT SEALING AND FLOOR COVERING REPAIR

LINOCOL

COLD WELDING ADHESIVE FOR RESIDENTIAL VINYL FLOORING

- Designed for cold sealing of residential vinyl floor coverings, both for solidly cut joints and for joints up to 4 mm in width
- Used for sealing joints between vinyl wall coverings in wet premises

TECHNICAL DATASHEET:

Base	Polyvinylchloride and solvent
Colour	Colourless
Tensile strength	0.8 N/mm ²
Density (NF: T76 300)	0.95 +/- 0.01
Working time	Approximately 1 minute
Full curing	Approximately 6 hours
Temperature of application	+10°C to +25°C
Walk-on time	About 18 hours
Consumption	50 ml – approximately 15-20 l. m. of joint at PVC covering thickness 3 mm
Shelf life	1,5 year in unopened containers stored in good conditions



- Quick tack
- High adhesion
- Low consumption
- Easy to apply with twist-off cap
- Polymerized joint – matt
- Suitable for heated floors

	Article	Code	Packaging	Package language	Show box
LINOCOL	000798	4670012410201	Tube in cardboard box 50 ml	Russian/ English	24 units





CONTACT ADHESIVES

SOL CONTACT

NEOPRENE ADHESIVE FOR FLOOR COVERINGS

TECHNICAL DATASHEET:

Base	Solvent based neoprene adhesive
Colour	Light yellow
Density (NF: T76 300)	0.87 +/-0.01
Waiting time	8 to 12 minutes
Open time	60 minutes
Temperature of application	+10°C to +25°C – subfloor temperature must be above 10°C. Air humidity below 65%, heated floor switched off for 48 hours prior to installation
Full curing	12 to 24 hours
Application	Application with trowel No 000 – 120-160 g/m ² . Use brush for treating corners, protrusions and connections. On absorbent subfloors (wood, natural linoleum tiles), apply two layers of adhesive (second layer of 15 mm), + one layer on material for double surface application
Rolling-on with flooring metal roller or rubbing	A metal flooring roller must be used to ensure bonding. An edge rubbing hammer can also be used depending on covering manufacturer's instructions
Frost-resistance	Frost-sensitive
Shelf life	1,5 year in unopened containers stored in good +5°C - +30°C



- Solvent based neoprene adhesive for floor and wall coverings (PVC floor coverings of all types, LVT, carpet coverings, cork covering, rubber, linoleum, natural fibre, etc.)
- Special contact adhesive for premises with heavy traffic
- Easy to use
- High grab effect
- Immediate definitive contact after rolling
- Universal use for all materials listed
- For floors and walls

	Article	Code	Packaging	Package language	Quantity per pallet
SOL CONTACT	30603652	3549212469368	Metal can 5 l	French	105
	30603651	3549212469351	Metal bucket 15 l	French	24



GREENCONTACT

UNIQUE INNOVATIVE SOLVENT-FREE CONTACT ADHESIVE
FOR INDOOR FLOOR COVERINGS

Smart
solution

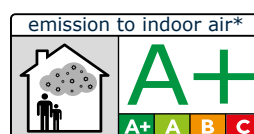
- Solvent-free contact adhesive for commercial PVC and rubber floor and wall coverings
- Used for gluing skirt boards, coverings for steps, treatment of corners, floor and wall coverings for WETROOM CONCEPT
- Odourless, safe, non-flammable, solvent-free
- Waiting time only 20 minutes
- Double side application with a short nap roller

TECHNICAL DATASHEET:

Base	Solvent-free water based contact adhesive
Colour	Light beige
Density (NF: T76 300)	1.1 +/-0.05
Waiting time	From 20 to 60 minutes (depending on ambient conditions)
Temperature of application	Strictly from +10°C to +25°C Subfloor temperature minimum +10°C. Relative air humidity =< 65%
Working time	20 min
Full curing time	About 24 hours
Walk-on time	Immediately after installation
Consumption	125 to 150 g/m ² for each surface – total for gluing both sides 250 to 300 g/m ²
Application	Application using drip-free roller with average nap length (12 mm), apply initially on the non-absorbent surface (generally the covering backing) then on the absorbent surface (generally the subfloor). Use a brush for treating corners, protrusions and joints
Frost-resistance	Frost-sensitive
Shelf life	1 year in unopened containers stored in good +5°C to +30°C



- Designed for indoor use
- Short waiting time: possibility of installation after 20 minutes minimum
- A genuine alternative to solvent-based neoprene adhesives
- For construction works in public facilities, hospitals, schools etc.
- High initial tack force
- Simple application using roller
- Controlled consumption
- Neutral colour
- Easily washable with water
- Chair castor resistant
- Solvent free, phthalate free, odourless, very low VOC class A+



	Article	Code	Packaging	Package language	Quantity per pallet
GREENCONTACT	30605161	3549212472870	Plastic bucket 2 kg	French/ Spanish	192
	30603316	3549212468026	Plastic bucket 7 kg	French/ Spanish	152
	30603311	3549212468019	Plastic bucket 14 kg	French/ Spanish	32

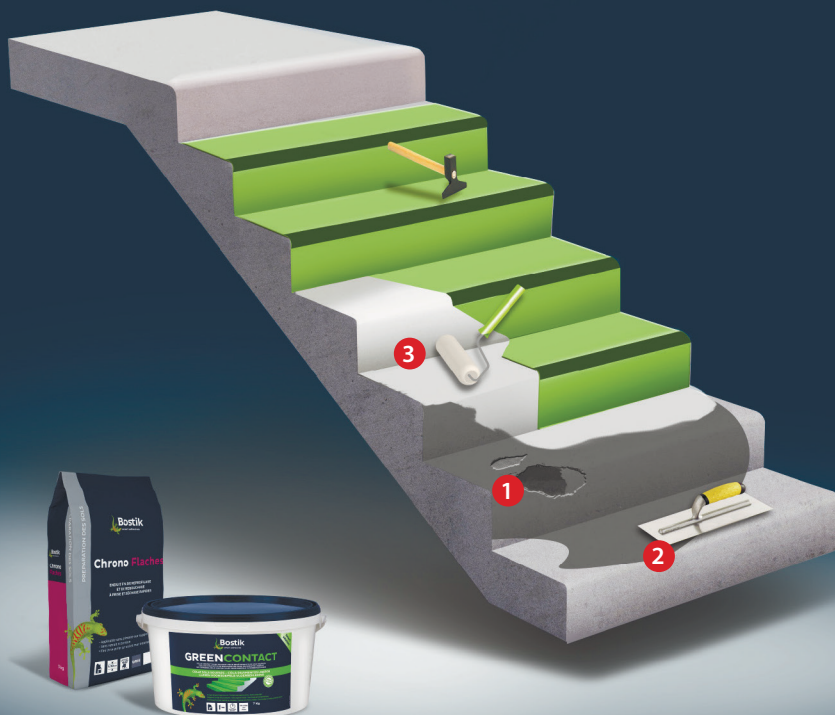


Use of GREENCONTACT For installation of coverings on staircases

Smart
solution

**Comfort, safety, acoustics, and now,
odourless during installation**

It is time to move on to a new era using more innovative and more effective solutions for sustainable construction and better quality of life. The GREEN CONTACT adhesive - a unique contact adhesive solution - has been developed in an odourless form to improve working conditions of installers, prevent any risk of inflammation on the facilities during installation and enable facility operation start-up without strong odours for the comfort of people working or located on the premises.



USE

Initial subfloor preparation:

Create perfectly smooth steps by polishing. Remove all dust.

PREPARATION OF SEALING MASS CHRONO FLACHES:

Mix 5 kg bag with 1.2 l of water (mixing proportion 24%).

CHRONO FLACHES is applied directly onto the cement base without a primer.

1/ Gap filling using CHRONO FLACHES

To fill cracks and damaged base layer up to a depth of 50 mm.

2/ Surface smoothing using CHRONO FLACHES

Apply mortar in a 1 to 10 mm layer using a stainless steel Italian trowel.

3/ Application of GREEN CONTACT adhesive

Thoroughly mix the adhesive to a homogenous state prior to use.

Apply in an even layer using a drip-free roller with a 12 mm nap to both surfaces (covering and base). Apply the adhesive in thin layers, avoid over-application.

Consumption: 250-300 g/m²

First, apply the adhesive on the reverse side of the covering, for which more waiting time is required. The covering can be treated with adhesive the day prior to, but the adhesive must only be applied to the receiving surface on the day of installation.

Use a brush to treat corners, nosing and joints.

Waiting time is about 20 minutes. Depending on the ambient conditions (temperature, humidity, subfloor absorbency, quantity of adhesive applied) waiting time may slightly exceed this duration. Allow the adhesive to gum up, until it becomes transparent and dry to the touch.

Installation of covering:

Once the covering has been prepared, proceed with the installation of covering on the staircase, starting from the topmost step, rubbing each installed step using an edge rubbing hammer (solid forged 3 kg).

Important: It is impossible to adjust the covering after installation.

Optimum adhesion is reached after 12-24 hours.

The covering can be walked on immediately after installation.

SOL CONTACT NM

SPECIAL NEOPRENE ADHESIVE FOR VERTICAL FIXATION AND STEPS

TECHNICAL DATASHEET:

Base	Solvent-based neoprene adhesive
Colour	Amber
Density (NF: T76 300)	0.87 +/-0.01
Waiting time	10 to 15 minutes
Open time	45 to 60 minutes
Temperature of application	+10°C to +30°C Subfloor temperature above 10°C. Air humidity < 65%, heated floor switched off for 48 hours prior to installation
Full curing	About 12 to 24 hours
Walk-on time	Immediately after installation
Consumption	150 g/m² for each side
Application	Application using trowel No 000 – 120 to 150 g/m², use brush to treat corners, nosing and joints. On absorbent subfloors (wood, natural linoleum tiles...), apply two layers of adhesive (second layer after 15 mm) + one layer on the other surface (subfloor)
Rolling-on with metal flooring roller	A metal flooring roller must be used ensure bonding. An edge rubbing hammer can also be used depending on covering manufacturer's instructions.
Frost-resistance	Frost-sensitive
Shelf life	1,5 year in unopened containers stored in good +5°C to +30°C



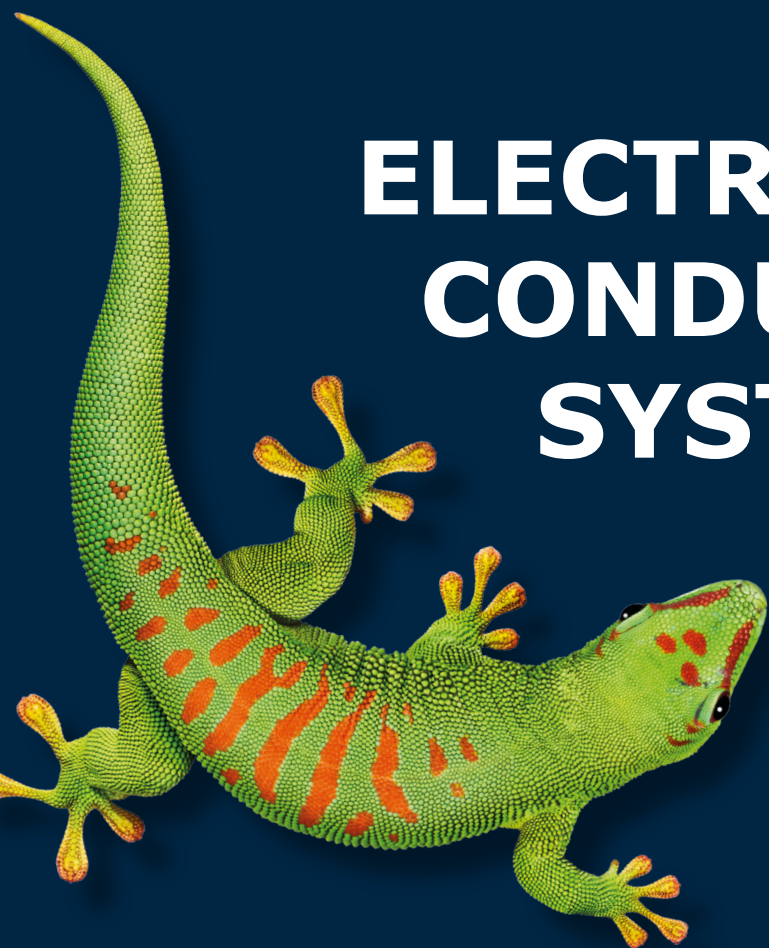
- Solvent-based neoprene adhesive for floor and wall coverings (Suitable for stair treads with pre-shaped corners, carpet coverings, cork covering, rubber, natural linoleum, natural fibre textile etc.)
- Specifically suited to labour-intensive vertical finishing works: steps, skirting board sealing etc.
- Special contact adhesive for premises with heavy traffic
- Reliable and instantaneous gluing
- Universal use
- Floors, walls, stairs and vertical uses
- Resistance to high temperatures (up to +70°C)

	Article	Code	Packaging	Package language	Quantity per pallet
SOL CONTACT NM	30603653	3549212469375	Metal can 1 l – x 12	French	360
	30603654	3549212469382	Metal can 5 l	French	150
	30603650	3549212469344	Metal bucket 15 l	French	24





ELECTRICALLY- CONDUCTIVE SYSTEMS



PRIMAIRE CONDUCTEUR

CONDUCTIVE PRIMER


- For installation of conductive and static dissipative AS floor coverings, designed for sticking down homogenous and heterogeneous floor coverings, carpet coverings, rubber coverings.
- Specially designed for use in premises with high requirements for eliminating static charge, such as: computer rooms, factories for assembly and manufacture of electronics, laboratories, telecommunications centres, hospital rooms (operation theatres, laboratories)
2 methods can be used:
- Using the conductive primer and the conductive adhesive allows the copper grid to be reduced to a minimum
- Using only the conductive adhesive in combination with a copper grid according to the flooring manufacturer's instructions.



TECHNICAL DATASHEET:

Base	Polychloroprene water based dispersion with current conducting graphite particles
Colour	Black
Transversal resistance	< 300000 Ohm
Drying time prior to the conductive adhesive installation	3-5 hours prior to installation of carpets 12 hours prior to installation of PVC
Density (NF: T76 300)	1 +/-0.05
Temperature of application	+10°C to +25°C
Consumption	100-150 g/m ²
Observations	The conductive primer is not designed to level screed coverings. Conducting primer is only a preliminary layer prior to installing covering using Colle Conductrice
Frost-resistance	Frost-sensitive
Shelf life	9 months in unopened containers stored in good +5°C to +30°C

- High conductivity
- Extended operating time
- Conducting primer most advantageously replaces copper tape and grid and does not require the installation of conductive floor screed
- Simple and quick application of primer and adhesive
- Quick drying structure
- Chair castor resistance
- Suitable for heated floors



	Article	Code	Packaging	Package language	Quantity per pallet
PRIMAIRE CONDUCTEUR	30509501	3549210001034	Canister 10 kg	French	32



COLLE CONDUCTRICE

GREEN CONDUCTIVE ADHESIVE


- For installation of conductive and static dissipative AS floor coverings, designed for sticking down homogenous and heterogenous floor coverings, carpets coverings, and rubber coverings
- Specially designed for use in premises with high requirements for eliminating static charge, such as: computer rooms, factories for assembly and manufacture of electronics, laboratories, telecommunications centres, hospital rooms (operation theatres, laboratories)
- High bond strength and high shear value
- Trowel blade supplied on lid.



TECHNICAL DATASHEET:

Base	Carbon fibre filled acrylic adhesive
Colour	Light grey
Density (NF: T76 300)	1.1 +/-0.05
Waiting time	10-15 minutes
Open time	45 to 60 minutes
Temperature of application	+10°C to +25°C
Full curing time	48 to 72 hours
Walk-on time	24 hours
Consumption	300 to 500 g/m ²
Application	Application using "Putz-Zahnform 40" trowel – 400 g/m ² for coverings with smooth base (PVC, rubber coverings in tiles or in sheets) Application using "TKB-Zahnform S2" trowel – 500 g/m ² for coverings with rough base (carpets coverings, synthetic base)
Rolling-on with metal flooring roller	A metal flooring roller must be used to ensure bonding.
Frost-resistance	Frost-sensitive
Shelf life	6 months in unopened containers stored in good +5°C to +30°C

- Adhesive is used independently with copper tape grid during installation. The use of the conductive primer and conductive primer system requires less copper tape to be used.
- Copper tape of a width between 10 and 20 mm is glued in grid form with COLLE CONDUCTRICE and is grounded every 40 to 60 m²
- Conductive adhesive must be fully applied onto the copper ribbon
- Primer is applied 2-4 hours prior to the application of adhesive. When primer is used, the required quantity of copper tape is reduced to a length of 1.5-2 m, with grounding every 40 m² by the team of electricians.
- Mix the adhesive well prior to use.



	Article	Code	Packaging	Package language	Quantity per pallet
COLLE CONDUCTRICE	30509518	3549210025627	Plastic bucket 12 kg	French	33





ADHESIVES FOR INDUSTRIAL PREMISES WITH MECHANICAL CLEANING

PU 456

TWO-COMPONENT PU ADHESIVE FOR INDOOR AND OUTDOOR USE

- Suitable for coverings subject to intensive use involving high mechanical and thermal loads: rubber coverings in tiles or sheets, LVT, natural linoleum in tiles or sheets, commercial-grade heterogeneous and homogenous coverings, synthetic turf indoors and outdoors, sports coverings, all types of large-width hardwood floor, either unfinished or pre-varnished.

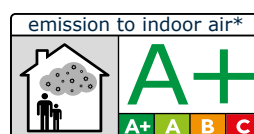
TECHNICAL DATASHEET:

Base	Polyurethane 2 components
Colour	Yellow/light brown
Waiting time	Nil
Pot life	40-45 minutes at 20°C
30 minutes at 30 °C	48 часов
Open time	1 hour at 20°C
Temperature of application	+10°C to +30°C
Walk-on time	After 24 hours
Consumption	300-900 g/m ²
Backing type & tool -Commercial homogeneous coverings (in industrial kitchens)	Trowel No A5 – 300 g/m ²
-PVC heterogeneous and homogenous, rubber with smooth backing	Trowel No 2-B1 – 400 to 500 g/m ²
- Carpets on PVC backing, needle felt covering, rough backing	Trowel No 3-B2 – 600 to 700 g/m ²
-Rubber rough backing and hardwood Rolling-on with metal flooring roller	Trowel No 4 -B11 –800 to 900 g/m ² A metal flooring roller must be used to ensure adhesive transfer. It is recommended to roll at least two times (the second time after 20 minutes). Procedure to be carried out in accordance with the floor covering manufacturer's instructions
Shelf life	24 months in unopened containers stored in good +10°C to +30°C



- High stability
- For indoor and outdoor use
- Installation of covering immediately after application of adhesive, with no waiting time
- High operational characteristics
- High shear resistance
- Moisture resistance: complies with requirements for "Public kitchens"
- High temperature resistance (up to +120°C)
- During chemical reactions, no water is released from the adhesive: no risk of deformation of hardwood floor or natural linoleum
- Adhesion on many types of absorbent and non-absorbent surfaces: concrete, metal, levelling compounds etc.
- Suitable for heated floors

Mix the components together using the mixer (rotating speed no higher than 200-300 rpm) until a homogenous and streak-free amber yellow compound is obtained. Avoid a high mixing rate, as the temperature increase reduces adhesive working time. User-friendly package 2 components in 1 bucket



	Article	Code	Packaging	Package language	Quantity per pallet
PU 456	30603306	3549210001379	Kit 6 kg	French/ Spanish	72



SPORTS FLOORING



SPORTCOL 2K

TWO-COMPONENT POLYURETHANE ADHESIVE FOR STICKING DOWN SYNTHETIC GRASS AND RUBBER COVERINGS

- Suitable for gluing any type of synthetic turf, both decorative and sports, outdoors and indoors
- Suitable for installing all rubber coverings outdoors and indoors
- Flooring installed immediately after adhesive application, with no waiting time
- For indoor and outdoor use


TECHNICAL DATASHEET:

Base	Polyurethane 2 components
Colour	Green (RAL 6025)
Waiting time	Nil
Pot life	40 to 45 minutes at 20°C
Open time	1 hour at 20°C
Temperature of application	+5°C to +30°C
Walk-on time	24 hours
Consumption	300 to 700 g/m ²
Backing type & tool	For installation of synthetic turf on non-woven tape Trowel No C3 – 500 g/m ² on the subfloor or on non-woven tape, apply the adhesive for a width of minimum 240 mm along the entire tape -Synthetic turf on non-woven tape -PVC heterogeneous and homogeneous, rubber with smooth backing Trowel No A5 – 300 g/m ² - Carpets on PVC backing, needle felt covering, rough backing Trowel No 2-B1 – 400 to 500 g/m ² -Rubber rough backing and hardwood Trowel No 3-B2 – 600 to 700 g/m ²
Rolling-on with flooring metal roller	A metal flooring roller must be used to ensure adhesive transfer. It is recommended to roll at least two times (the second time after 20 minutes). Procedure to be carried out in accordance with the floor covering manufacturer's instructions
Shelf life	1 year in unopened containers stored in good +10°C to +30°C




- High operational characteristics
- Stable for different weather conditions when installing outdoor
- High shear resistance
- 2nd component in aluminium pouch, for convenience of use
- Moisture resistance: complies with requirements for "Public kitchens"
- High temperature resistance (up to +120°C)
- Universal, has adhesion for many types of surfaces: non-woven tapes for sports areas, concrete, CTB-H and CTB-X panels, metal etc.

Mix the components together using the mixer (rotating speed no higher than 200-300 rpm) until a homogenous and streak-free green compound is obtained. Avoid a high mixing rate, as the temperature increase reduces adhesive working time.
User-friendly package 2 components in 1 bucket



	Article	Code	Packaging	Package language	Quantity per pallet
SPORTCOL 2K	30603186	8412663646174	Kit 6 kg	French	72
Non-woven tape	30006918	3549212466343	100 metre reel	-	-











TOOLS







SELECTION OF TROWEL

Why it is important to select The right trowel?

Choosing the right trowel can avoid:

1. Excess adhesive consumption: in the event of excess adhesive application, waiting time considerably increases and in many cases is not observed. This leads to lost time, the probability of bubble formation, deformation of covering and/or protrusion of adhesive along the tile edge.
2. Insufficient adhesive consumption: in the event of applying an insufficient quantity of adhesive, the open time considerably reduces. The covering may require lifting and re-gluing in areas where the adhesive layer has already dried. The bonding quality of the covering is reduced. In addition, shrinkage can occur.

2,0 2,3 2,7	Needle felt Trowel No 2-B1 300-350 g/m ²	 2,0 2,3 2,7
2,0 2,3 2,7	Carpet on synthetic jute backing "ACTION BAC" Trowel No 2-B1 300-350 g/m ²	 2,0 2,3 2,7
1,5 1,8 1,2	Carpet on foam backing Trowel No 1-A2 250-300 g/m ²	 1,5 1,8 1,2
2,0 2,3 2,7	Carpet on non-woven backing Trowel No 2-B1 300-350 g/m ²	 2,0 2,3 2,7
1,5 1,8 1,2	Vinyl floor covering on foam smooth subfloor (domestic linoleum) Trowel No 1-A2 250-300 g/m ²	 1,5 1,8 1,2
2,0 2,3 2,7	Vinyl floor covering on foam embossed backing (home linoleum, acoustic linoleum) Trowel No 2-B1 300-350 g/m ²	 2,0 2,3 2,7









1,5 1,8 1,2	Homogenous and compact heterogeneous flooring Trowel No 1-A2 250-300 g/m ²	 1,5 1,8 1,2
1,0 1,3 1,6	Bonding of vinyl floor coverings on PVC flooring Trowel No A4 Acrylic adhesive 150-200 g/m ²	 4,4 4,8 5,2
0,7 1,0 0,5	Staircases – covering for steps Trowel No 000 contact adhesive	 0,7 1,0 0,5
2,6 2,9 2,1	Tile with interlock Trowel No 3-B2 500-600 g/m ²	 2,6 2,9 2,1
2,6 2,9 2,1	Felt covering made of natural fibres on latex backing Trowel No 3-B2 400 g/m ²	 2,6 2,9 2,1
2,0 2,3 2,7	Natural linoleum Trowel No 2-B1 350-400 g/m ²	 2,0 2,3 2,7

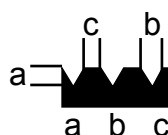


TROWELS

A RANGE OF TOOLS FOR GUARANTEED QUALITY AND RESULT



	Article	Packaging	Teeth	Consumption
Trowel No 1-A2	30081401	Box 12 units	 1,5 1,8 1,2	250-300 g/m ²
Trowel No 2-B1	30081411	Box 12 units	 2,0 2,3 2,7	300-350 g/m ²
Trowel No 3-B2	30081421	Box 12 units	 2,6 2,9 2,1	350-400 g/m ²
Trowel No 4	30081431	Box 12 units	 4,4 4,8 5,2	800 to 1400 g/m ²
Trowel Eponal® 336	30508004	Apiece	 4,0 4,0 4,0	800 g/m ²
Trowel No 5-B3	30508002	Box 12 units	 3,2 3,6 3,4	600 g/m ²
Special trowel Silentstik®	30080230	Box 20 units	 12 12 40	1600 to 2000 g/m ²
Trowel No 000	30080230	Box 20 units	 0,7 1,0 0,5	120 to 160 g/m ²



a = tooth height
b = distance between teeth
c = tooth width

GUNS

A RANGE OF TOOLS FOR GUARANTEED QUALITY AND RESULT



Gun for cartridges up to 310 ml. Simple to use, convenient and light. Metal case

Article	Packaging
30509121	12 units



Gun for all formats of "Sausage" packaging up to 600 ml Aluminium case

Article	Packaging
30509128	Single unit



Gun for EPONAL 342 400 ml cartridges

Article	Packaging
30084445	Single unit



Gun for TOPFIX NA41 - 50 ml cartridges

Article	Packaging
30084440	Single units



Solvent AGOSOLVANT for cleaning tools of stains and adhesive on different subfloors

Article	Packaging
30511310	Metal box 1 litre x 6 units cardbox
30511311	Metal can 5 litres

ROLLERS AND MIXER


ROLLER FOR APPLICATION OF PRIMER AND ADHESIVE



ROLLER FOR APPLICATION OF PRIMER AND ADHESIVE

Guarantees even application. The adjustable handle allows work to be carried out from a standing position. Even application of primer and adhesive. Fully absorbent woollen roller (absorbed adhesive or primer do not drip).

	Article	Packaging
Sleeve roller 250 mm	30081502	Single units
Handle 250 mm	30081571	Single units
Sleeve roller 500 mm	30081501	Single units
Handle 500 mm	30081570	Single units



SPIKED ROLLER

Spiked roller for removal of air bubbles on subfloor levelling of up to 8 mm in thickness.

Special metal roller for removal of air bubbles on subfloor levelling of up to 60 mm in thickness

	Article	Packaging
Plastic spiked roller 30 mm	30081572	Single units
Metal roller for using in combination with Flyt 360	30060944	Single units



MIXER AND BUCKET WITH MEASURING SCALE

Powerful mixer with speed regulation control and specific whisk head for preparation of self-levelling compounds

Graduated bucket, bucket volume 30 l for preparing 25 kg of readymade self-levelling compound. Lump-free finished product.

	Article	Packaging
Bucket with scale	30080620	Single units
Electric mixer + head	30084444	Single units
Specific whisk head for self-levelling compounds	30081480	Single units




FOAM SELF-ADHESIVE TAPE TO REDUCE COVERAGE AREA OF SELF-LEVELLING COMPOUND

Size 20x25x200 mm. Proved clear delimitation of coverage area of self-levelling compound. Perfect for thick layers mixtures and liquid self-levelling compound compositions.

	Article	Packaging
Foamed tape	30509530	Box with 50 metres of tape

SCREED COAT INSPECTION SHEET



Customer:
 Project:
 Premises: Floor:
 Screed coat available:
 Date: screed coat placement works have been completed
 Thickness of screed coat as per information (Full name): constitutes mm

Climatic conditions of premises:

Temperature of flooring underlay surface: °C
 Temperature inside premises: °C
 Relative air humidity: %

Screed coat Heating ☐ yes ☐ no ☐

The document confirming suitability of screed coat for heated floors is available: yes ☐ no ☐
 Locations for checking moisture content in the heated screed coats are available: yes ☐ no ☐
 Verification of moisture content on marked areas: yes ☐ no ☐
 Maximum permissible moisture content for the given screed coat constitutes: %
 In order to determine residual moisture content used
 Performed (date) measurement of moisture content %
 From gram of isolated screed coat substance
 Average value of all measurements: detected % moisture content

Inspection of subfloors specifying actual values, where required

- roughness	yes <input type="checkbox"/>	no <input type="checkbox"/>
- cracks	yes <input type="checkbox"/>	no <input type="checkbox"/>
- exceedance of maximum permissible values of moisture in subfloor	yes <input type="checkbox"/>	no <input type="checkbox"/>
- inadequately strong surface	yes <input type="checkbox"/>	no <input type="checkbox"/>
- subfloor surface too porous or rough	yes <input type="checkbox"/>	no <input type="checkbox"/>
- availability of shrinkage isolation joint	yes <input type="checkbox"/>	no <input type="checkbox"/>
- dirty surfaces	yes <input type="checkbox"/>	no <input type="checkbox"/>
- deviation from horizontal	yes <input type="checkbox"/>	no <input type="checkbox"/>
- unsuitable temperature of subfloor	yes <input type="checkbox"/>	no <input type="checkbox"/>
- unsuitable climatic conditions inside the premises	yes <input type="checkbox"/>	no <input type="checkbox"/>
- absence of confirming document on suitability of screed coat for heated floors	yes <input type="checkbox"/>	no <input type="checkbox"/>
- absence of insulating pad along edges	yes <input type="checkbox"/>	no <input type="checkbox"/>

Signature of customer/contractor/architect
 company

Signature and stamp of floor installation

INSPECTION SHEET FOR SCREED COAT WITH HEATED FLOORS

Customer:

Project:

Premises: Floor: Screed coat available, performed according to version

Average thickness of screed coat: mm

Date: screed coat placement works have been completed

Heating of screed coat was started (date)

Functional warm-up was carried out by heating expert

Day 1-3: warming up to +25°C – temperature in supply pipeline

Day 4-7: warming up to +55°C – temperature in supply pipeline

Stipulated maximum temperature in supply line

Sufficient heating as per documents is carried out by the customer/construction manager or given in the assignment

Day 1: warming up to +25°C – temperature in supply pipeline

Day 2: warming up to +35°C – temperature in supply pipeline

Day 3: warming up to +45°C – temperature in supply pipeline

Day 4: warming up to +55°C – temperature in supply pipeline

Or maximum temperature is stipulated in the supply line to be maintained through day 15

Day 16: decrease to +45°C – temperature in supply pipeline

Day 17: decrease to +35°C – temperature in supply pipeline

Day 18: decrease to +25°C – temperature in supply pipeline

Day 19: measurement of residual moisture content (for screed coat with gypsum as binding material – max 0.3 CM%, for cement screed coats – max 1.8 CM%)

Reached maturity for installation: yes ☐ no ☐

For very high values of moisture content:

Heat further up to maturing at temperature in the supply pipeline +40°C with repeated measurements of moisture content and documentation

The premises were aired during warm-up and and cool-down

Short duration after equal time intervals yes ☐ no ☐

The heated floor surface during the warm-up phase and temperature decrease was clear of construction materials and other coverings yes ☐ no ☐

If more than 7 days had passed from the end of functional heating and prior to the start of installation, it is required to carry out another warm-up for a period of 2 days with heating temperature in the supply pipeline at 40°C

Place/Date: Place/Date: Place/Date:

Seal/Signature

Company, performing Heating

Seal/Signature

Construction works contractor / architect

Seal/Signature

Customer





Smart help +7 (495) 787-31-71