



# LOCK P799 I/O RUBBER™

## PREMIUM RUBBER FLOORING ADHESIVE

TECHNICAL DATA SHEET 09/13/2023

### SMART ADVANTAGES

- Superior bond strength
- Interior & exterior
- Low odor & solvent free

### DESCRIPTION

Bostik LOCK P799 I/O RUBBER™ is a solvent-free, single-component, moisture-cured, urethane adhesive specifically formulated for the installation of most rubber flooring. LOCK P799 I/O RUBBER™ is a 0-VOC formulation as calculated per SCAQMD Rule 1168. Once cured, this adhesive is not adversely affected by exposure to moisture, and its superior properties provide a tenacious bond to a variety of surfaces either indoors or outdoors. LOCK P799 I/O RUBBER™ has been formulated to exhibit a unique combination of application properties including excellent trowelability, fast tack/grab, low odor, and easy cleanup.

LOCK P799 I/O RUBBER™ comes with Bostik's BLOCKADE® antimicrobial protection, which inhibits the growth of bacteria, mold, or mildew on the surface of the dried adhesive; the dried adhesive resists stains caused by mold or mildew.

### ULTIMATE VERSATILITY

LOCK P799 I/O RUBBER™ may be used over all properly prepared substrates common to rubber flooring installations including concrete, asphalt, plywood, cementitious-based patch/underlayment, terrazzo, and radiant-heat systems.

### LEED® CONTRIBUTION

LOCK P799 I/O RUBBER™ has 0 VOCs (as calculated per SCAQMD Rule 1168), and may contribute toward LEED® credits under LEED® v4 Credits: IEQ Credit 2.1 and IEQ Credit 2.2.

### DIRECTIONS FOR USE

Read and understand the data sheet completely before beginning installation. Follow the appropriate industry standards, including ASTM F710 Standard Practice for Preparing Concrete Floors to Receive Resilient Flooring.

Resilient flooring materials have vastly different substrate preparation and installation requirements that are essential to a successful installation regardless of flooring material or adhesive being installed. Always do a test area to ensure product satisfaction, including adhesion to substrate, and/or to become



familiar with proper application techniques prior to use. Periodically lift away a section of the floor covering to assure that proper coverage is being attained.

### SURFACE PREPARATION

Surfaces must be clean, dry, and flat; free of voids, projections, loose materials, oil, grease, sealers, and all other surface contaminants. Mechanically remove all surface contaminants by grinding or scarifying the substrate. Surface areas requiring patching or leveling must be treated using Bostik UltraFinish™ Pro, Webcrete® 95™, or Webcrete® 98™ cement patches, and/or Bostik SL-175™ Self-Leveling Underlayment. Refer to the technical data sheets for these products for proper installation.

Bostik D-250™ Moisture Vapor Barrier Coating or Slab-Cote™ Extreme Moisture Vapor Barrier Coating are recommended for installations where excessive moisture and/or alkalinity issues may exist or might occur from the concrete slab. Please refer to the Installation section for proper installation methods when using these moisture-vapor barrier coatings.

PLEASE NOTE: Concrete substrate should NOT be smooth and reflective; it must have a concrete surface profile of CSP 1-3 (similar to a broomed finish), as defined by International Concrete Repair Institute (ICRI), Guideline No. 03732. It also must be tested in accordance with ASTM F3191 and found to be porous, where a ¼" drop of water must absorb into the concrete within 1 minute.

This supersedes and replaces in its entirety all previously published versions of this document. B130044

## INSTALLATION

Spread LOCK P799 I/O RUBBER™ evenly with the proper trowel. Open time is influenced by temperature. For best results, maintain adhesive, floor covering, and room at a stable temperature of 50°F (10°C) to 85°F (29°C) for 24 hours before and after installation. Refer to the application instructions below for the recommended installation technique. Within 50–60 minutes, cut, fit, and reposition the floor covering as recommended. Roll the installation using the flooring manufacturer's recommendations. Periodically check the back of the floor covering to ensure adequate coverage of the flooring material's backing. Tape and/or weigh seams to ensure proper contact is maintained until the adhesive sets.

Applications over D-250™ or Slab-Cote™ Moisture Vapor Barrier Coatings: LOCK P799 I/O RUBBER™ may be installed directly over D-250™ or Slab-Cote™ without the requirement of a primer or cementitious layer. Refer to the technical data sheets of these products for proper application instructions.

## CURE TIME

Humidity affects cure to a greater degree than temperature; the higher the humidity, the faster the cure. Under normal conditions (70°F [21°C] and 50% RH), light foot traffic is acceptable after 8 to 10 hours; normal traffic after 24 hours.

## CLEANUP

As you work, immediately clean any adhesive from rubber flooring using a clean rag. Follow flooring manufacturer's recommendation for cleanup. Some flooring may not be compatible with solvents such as mineral spirits. Immediately clean all tools and equipment before adhesive cures. Once cured, this material can only be mechanically removed, which may damage some surfaces. The product should be stored in the original container in a cool, dry place.

Trowel Cleanup Tip: Before beginning, use duct tape or blue tape to cover areas of the trowel that are not used to spread the adhesive. After use, simply tear off tape before material cures, and clean the remainder of the trowel with a towel.

## LIMITATIONS

1. Slab temperature should be between 40°F and 100°F (4°C and 38°C) during installation. Large fluctuations in temperature during installation and cure should be avoided.
2. Do not use on wet, dusty, contaminated, or friable substrates; do not use over substrates/slabs treated with sealers or curing compounds; do not use in areas subject to hydrostatic head.
3. Do not allow heavy traffic or rolling loads for a minimum of 24 hours.
4. Test all concrete slabs for moisture per ASTM F2170 to determine RH. For slabs exceeding 99% RH or the floor covering manufacturer's moisture vapor limit, treat with Bostik's D-250™ or Slab-Cote™ Moisture Vapor Barrier Coating. Please refer to D-250™ or Slab-Cote™ technical data sheets.

## PACKAGING

LOCK P799 I/O RUBBER™ is available in 4-gallon (36 pails/pallet) and 2-gallon metal pails (69 pails/pallet).

## COVERAGE

Ensure proper adhesive coverage and transfer. Most resilient flooring types require >80% transfer. Trowel sizes listed are suggested to maximize coverage of adhesive.

## CHEMICAL & PHYSICAL PROPERTIES

<b>Chemical Properties</b>	ChemistryType	1-Part Moisture Cure Urethane
	VOC	0 g/L
	Solvent Free	Yes
	Flash Point	>200°F (>93°C)
<b>Use Environments</b>	Exterior	Yes
	Residential	Yes
	Offices/Light Commercial	Yes
	Hospital	Yes
	Hospitality	Yes
	Wet Areas	Yes
<b>Substrates</b>	Concrete	Yes
	Plywood	Yes
	Well-Bonded Vinyl	Yes
	Terrazzo	Yes
	Asphalt	Yes
	Prepared Metal	No
<b>Flooring Types</b>	Rubber	Yes
	Exterior Carpet	Yes
	LVT, Sheet PVC, or VCT	No
	Linoleum	No
<b>Application Properties</b>	Application Temperature	50°F to 100°F (10°C to 34°C)
	Ease of Troweling	Good
	Odor	Minimal
	Easy Clean (Wet)	Yes
	Working Time	30-40 min
	Color	Dark Gray
	Density (lbs/gallon)	13.75
<b>Cured Physical Properties</b>	Freeze/Thaw	Stable
	Dry Time	24 hrs
	Shore Hardness	A45
	Rolling Loads Capacity	Heavy
	Slab Moisture Limits	99% RH
<b>LEED® Contribution</b>	pH Resistance	5 to 12
	IEQ Credit 2.1 and 2.2	Up to 3 points

## STORAGE AND SHELF LIFE




Shelf life is one year from date of manufacturing in unopened, original packaging. Store at temperatures between 50°F (10°C) and 100°F (38°C).

Reseal Partially Used Container: With pail upright, place a sheet of plastic (e.g., trash bag) over the top of the pail. Secure lid tightly over the plastic on top of pail. Carefully turn pail upside down. Plastic will help prevent the material from bonding the lid closed.

Reopen Partially Used Container: Carefully turn pail right side up. Remove lid. Carefully cut and discard cured material and plastic from top of pail. Any uncured material may be used.

## ADHESIVE INSTALLATION METHOD

### Suggested Trowel for Various Flooring Materials

Recycled rubber tire or rolled goods Coverage 75 sq.ft./Gallon	Rough-Backed Products All Exterior Applications Coverage 80 sq.ft./Gallon	Smooth-Backed Products Interior Application Only Coverage 95 sq.ft./Gallon
 <b>1/16" x 1/16" V-Notch</b>	 <b>1/8" x 1/8" x 1/8" Square Notch</b>	 <b>1/16" x 1/16" x 1/16" Square Notch</b>

NOTE: Trowel size is suggested to maximize coverage of adhesive. Periodically check coverage of adhesive during installation. Uneven subflooring may require the use of either a leveling/patching material or a larger-notched trowel for proper coverage of adhesive. Always refer to the flooring manufacturer's recommended use instructions for proper trowel selection.

### WARNING

IRRITANT. HARMFUL IF SWALLOWED OR INHALED. CONTAINS POTENTIAL SENSITIZER. MAY CAUSE ALLERGIC SKIN OR LUNG REACTION. MAY IRRITATE EYES, SKIN, AND RESPIRATORY TRACT. Methanol may form during curing. Do not breathe fumes. Do not get in eyes, on skin, or on clothing. Use with adequate ventilation or wear mask. Wash thoroughly after handling. Store container in a cool, dry area with lid tightly sealed. Do not reuse container.

**KEEP OUT OF REACH OF CHILDREN**

### FIRST AID TREATMENT

Contains calcium carbonate and quartz silica inextricably bound in a polymer matrix. If in eyes or on skin, rinse with water for at least 15 minutes. If inhaled, move person to fresh air. If on clothes, remove clothes. If swallowed, call a Poison Control Center or doctor immediately. Do not induce vomiting.

#### SEE SAFETY DATA SHEET

**Chemical Emergency:** 800-424-9300 (USA),  
703-527-3887 (International)

**Medical Emergency:** 866-767-5089

**LIMITED WARRANTY** found at [www.bostik.com/us](http://www.bostik.com/us). TO THE MAXIMUM EXTENT ALLOWED BY LAW, BOSTIK DISCLAIMS ALL OTHER EXPRESS OR IMPLIED WARRANTIES, INCLUDING WITHOUT LIMITATION WARRANTIES OF MERCHANTABILITY AND FITNESS FOR A PARTICULAR PURPOSE. UNLESS OTHERWISE STATED IN THE LIMITED WARRANTY, THE SOLE REMEDY FOR BREACH OF WARRANTY IS REPLACEMENT OF THE PRODUCT OR REFUND OF THE BUYER'S PURCHASE PRICE. BOSTIK DISCLAIMS ANY LIABILITY FOR DIRECT, INCIDENTAL, CONSEQUENTIAL, OR SPECIAL DAMAGES TO THE MAXIMUM EXTENT ALLOWED BY LAW. DISCLAIMERS OF IMPLIED WARRANTIES MAY NOT BE APPLICABLE TO CERTAIN CLASSES OF BUYERS AND SOME STATES DO NOT ALLOW THE EXCLUSION OR LIMITATION OF INCIDENTAL OR CONSEQUENTIAL DAMAGES, SO THE ABOVE LIMITATIONS MAY NOT APPLY TO YOU. It is the buyer's obligation to test the suitability of the product for an intended use prior to using it. The Limited Warranty extends only to the original purchaser and is not transferable or assignable. Any claim for a defective product must be filed within 30 days of discovery of a problem, and must be submitted with written proof of purchase.

**Bostik, Inc.**

11320 W. Watertown Plank Road  
Wauwatosa, WI 53226  
[www.bostik.com/us](http://www.bostik.com/us)

**BOSTIK HOTLINE**

**Smart help 1-800-726-7845**



**Legal Disclaimer:** All information contained herein is believed to be accurate as of the date of publication, is provided "as-is" and is subject to change without notice. This is not a warranty, an agreement, or substitute for expert or professional advice. Bostik Inc. expressly disclaims and assumes no liability for the use of the products or reliance on this information. It is the sole responsibility of the user to determine the suitability of any products for user's application(s). NO WARRANTY OF FITNESS FOR ANY PARTICULAR PURPOSE OR ANY OTHER WARRANTY, EXPRESS OR IMPLIED (INCLUDING SUITABILITY FOR USE IN ANY MEDICAL DEVICE OR MEDICAL APPLICATION), IS MADE CONCERNING THE PRODUCTS OR THE INFORMATION PROVIDED HEREIN. The information provided relates only to the specific products designated herein and may not be valid where such products are used in combination with other materials or in any process. The performance of the product, its shelf life, and application characteristics depends on many variables, and changes in these variables can impact product performance. You are responsible to test the suitability of any product in advance for any intended use or application and before commercialization. Nothing herein shall be construed as a license for the use of any product in a manner that might infringe any patent and it should not be construed as an inducement to infringe any patent. Please carefully review the Safety Data Sheet for the product.