

Pro-Bond™

WOOD FLOORING ADHESIVE

DESCRIPTION

Pro-Bond™ is an easy-to-trowel, moisture-cure urethane adhesive that can be used for all kinds of engineered, solid, and bamboo wood flooring. Pro-Bond™ provides a strong bond between the wood flooring and all substrates common to hardwood flooring installations. Pro-Bond™ does not contain any water, and does not have any board width or length limitations.

Pro-Bond™ may be used on concrete slabs with moisture vapor emission rates (MVER) up to 5 lbs. per 1,000 square feet per 24 hours (using an anhydrous calcium chloride test kit according to ASTM F-1869 test method), and up to 80% relative humidity (RH) (tested in accordance with ASTM F-2170). For substrates that are greater than 5 lbs. MVER or 80% RH, use Bostik's MVP4® prior to the application of Pro-Bond™ or use Bostik's GreenGrip™ or UltraGrip™ for unlimited moisture vapor protection.

Pro-Bond™ may be used to adhere all engineered, solid, bamboo, cork, and parquet hardwood flooring. Pro-Bond™ may be used over all properly prepared substrates common to hardwood flooring installations including: concrete, plywood, OSB, cement backer board, gypsum underlayments (dry, above-grade) and cement patch/underlayments.

DIRECTIONS FOR USE

Read and understand data sheet completely before beginning installation. Follow industry standards and flooring manufacturer's recommendations for acclimation, design, layout, and application of wood flooring material. If jobsite conditions are outside of flooring manufacturer's recommendations, take necessary corrective actions.

SURFACE PREPARATION

All surfaces must be absorptive, clean, and free from loose materials, oil, grease, sealers, curing compounds, waxes, silicates, laitance, and all other surface contaminants that may inhibit proper bond. Completely remove cutback adhesive residue or other surface contaminants by diamond grinding to open the pores of the concrete. All surfaces to be treated must have a concrete surface profile (CSP) of 1-3 (similar to a broomed finish), as defined by ICRI (International Concrete Repair Institute, Guideline No. 03732). Maximum acceptable floor variation is 3/16" in 10 feet. Areas requiring patching or leveling must be done using a Portland cement-based material (e.g., Bostik Webcrete® 95, SL-175™ or SL-Rapid™). For cracks in concrete that are larger than 1/8", use a quality urethane sealant, such as Bostik 915FS™.

PLEASE NOTE: Concrete substrate should NOT be smooth and reflective; it must be tested in accordance with ASTM F3191 and be found porous, where a 1/4" drop of water much absorb into the concrete within 1 minute.

INSTALLATION

The installation begins with a starter row secured to the subfloor; the starter row provides a stationary point to push against so flooring doesn't move during installation. Once the starter row is secured,



apply adhesive/membrane to substrate using the appropriate trowel. See the chart on last page for proper trowel selection. Spread the adhesive and begin to install the flooring immediately. Periodically lift boards immediately after installation to ensure proper slab coverage and transfer to the back of the flooring. As you work, immediately clean any adhesive from prefinished flooring with Bostik Ultimate™ Adhesive Remover or mineral spirits (be careful not to harm finish), then dry buff with a non-abrasive towel. After a few rows have been installed, and as you move across the room, tape the boards together using removable 3M #2080 Blue tape to prevent boards from sliding and to secure close-fitting joints. Rolling is recommended for all installations. Flooring that is not flat should be tacked, weighted, or rolled to ensure proper contact between the flooring and substrate.

CLEAN UP

As you work, immediately clean any adhesive from prefinished flooring with Bostik Ultimate™ Adhesive Remover or mineral spirits (be careful not to harm finish), then dry buff with a nonabrasive towel. Immediately clean all tools and equipment with Bostik Ultimate™ Adhesive Remover or mineral spirits before material cures.

STORAGE/SHELF LIFE





Store at temperatures between 50°F and 100°F (10°C and 38°C). Shelf life is one year from date of manufacturing in closed, original packaging.

LIMITATIONS

- Periodically check coverage and transfer of adhesive during installation.
- Due to limitations with solid and bamboo wood flooring (e.g., lack of dimensional stability), "below-grade" installations are limited to engineered hardwood flooring.
- For substrates with any history of moisture problems, or for concrete slabs exceeding the hardwood flooring manufacturer's recommendation, use a high performance moisture vapor reduction product such as Bostik's MVP4® prior to the application of Pro-Bond™, or use Bostik's GreenGrip™ or UltraGrip™.

TROWEL SELECTION

In order to form a membrane that functions properly, the right trowel needs to be selected. Jobsite conditions, profile of the substrate, depth of back channeling in the flooring, and other factors affect the amount of adhesive that must be applied to achieve proper coverage and transfer. Always pull a board at the beginning of and during the installation process to confirm adequate coverage and transfer. Trowel size may need to be changed to achieve the required coverage and transfer. See trowel suggestions below.

ADHESIVE ONLY INSTALLATION - SUGGESTED NOTCHED TROWELS			
Engineered hardwood flooring $\leq 1/2"$ thick. Coverage: 50 sq.ft./gallon	$\leq 1/2"$ Parquet, or cork underlayment. Coverage: 80 sq.ft./Gallon	Engineered hardwood flooring $> 1/2"$ thick, Solid wood or bamboo flooring $\leq 1/2"$ thick, and parquet $\leq 3/4"$ thick. Coverage: 40 sq.ft./gallon	Solid wood or bamboo flooring $> 1/2"$ thick, or plywood. Coverage: 35 sq.ft./gallon
			
3/16" x 5/32" V-Notch	1/8" x 1/8" x 1/8" Square Notch	1/4" x 1/4" x 1/8" Square Notch	1/4" x 1/4" x 1/4" Square Notch

Trowel size is suggested to maximize coverage of adhesive. Periodically check coverage of adhesive during installation: $> 80\%$ coverage and transfer to the back of the flooring is required for all engineered wood flooring; $> 95\%$ coverage and transfer is required for all solid wood flooring or bamboo flooring products.

- On-grade or below-grade substrates must have appropriate vapor barrier (6 mil poly or better) properly installed below slab.
- Do not install over VCT/vinyl.
- Bamboo installations should follow solid hardwood flooring installation recommendations.
- Slab temperature should be between 50°F and 95°F (10°C and 35°C) during installation.
- Do not use on wet, dusty, contaminated, glassy smooth or friable substrates; do not use over substrates/slabs treated with sealers or curing compounds.
- Completely remove all adhesive residue and other surface contaminants by diamond grinding, shot blasting, or scarifying.
- Do not use over perimeter bonded flooring material.
- Use over gypsum-based/underlayment is limited to dry, "above-grade" installations where the gypsum has dried hard (not dusty/powdery), with a minimum compressive strength $> 2,000$ psi for engineered hardwood installations, or minimum compressive strength $> 2,500$ psi for solid hardwood installations.
- Please refer to flooring manufacturer's recommendations and NWWFA's specifications for proper acclimation, verification of moisture content of flooring with a moisture meter, and expansion relief around perimeter throughout installation.
- Do not use with vinyl-backed cork flooring or foamed-backed parquet.
- Do not use in areas subject to hydrostatic head.
- This adhesive does NOT reduce/affect moisture issues originating from the sides, ends, top or bottom of flooring (ie. puddles, water, leaks, hydrostatic-head, excessive moisture vapor, etc.).
- This adhesive does NOT eliminate moisture related or install related issues (i.e. improper acclimation of flooring, jobsite temperature/relative humidity, etc.).

PACKAGING

Available in 5 gallon (18.9L) pails (36 pails/pallet)

WARNING

COMBUSTIBLE. IRRITANT. MAY IRRITATE EYES, SKIN AND RESPIRATORY TRACT. CONTAINS POTENTIAL SENSITIZER. MAY CAUSE ALLERGIC SKIN OR LUNG REACTION. Do not breathe fumes. Do not get in eyes, on skin or on clothing. Use only in a well-ventilated area or wear mask. Keep away from flames or sparks. Wash thoroughly after handling. Store container in a cool, dry area with lid tightly sealed. Do not reuse container.

KEEP OUT OF REACH OF CHILDREN

FIRST AID TREATMENT

Contains Petroleum Resins, Diisodecyl Phthalate (DIDP), Methylene Diphenyl Isocyanate (MDI), Carbon Black and Quartz Silica

inextricably bound in a polymer matrix. If in eyes or on skin, rinse with water for at least 15 minutes. If on clothes, remove clothes. If breathed in, move person to fresh air. If swallowed, call a Poison Control Center or doctor immediately. Do not induce vomiting.

SEE SAFETY DATA SHEET

CHEMICAL EMERGENCY: 800-424-9300 (USA),
703-527-3887 (International)

MEDICAL EMERGENCY: 866-767-5089

LIMITED WARRANTY

Limited Warranty found at www.bostik.com/us or call 800.726.7845. TO THE MAXIMUM EXTENT ALLOWED BY LAW, BOSTIK DISCLAIMS ALL OTHER EXPRESS OR IMPLIED WARRANTIES, INCLUDING WITHOUT LIMITATION WARRANTIES OF MERCHANTABILITY AND FITNESS FOR A PARTICULAR PURPOSE. UNLESS OTHERWISE STATED IN THE LIMITED WARRANTY, THE SOLE REMEDY FOR BREACH OF WARRANTY IS REPLACEMENT OF THE PRODUCT OR REFUND OF THE BUYER'S PURCHASE PRICE. BOSTIK DISCLAIMS ANY LIABILITY FOR DIRECT, INCIDENTAL, CONSEQUENTIAL, OR SPECIAL DAMAGES TO THE MAXIMUM EXTENT ALLOWED BY LAW. DISCLAIMERS OF IMPLIED WARRANTIES MAY NOT BE APPLICABLE TO CERTAIN CLASSES OF BUYERS AND SOME STATES DO NOT ALLOW THE EXCLUSION OR LIMITATION OF INCIDENTAL OR CONSEQUENTIAL DAMAGES, SO THE ABOVE LIMITATIONS MAY NOT APPLY TO YOU. It is the buyer's obligation to test the suitability of the product for an intended use prior to using it. The Limited Warranty extends only to the original purchaser and is not transferable or assignable. Any claim for a defective product must be filed within 30 days of discovery of a problem, and must be submitted with written proof of purchase.

OPEN TIME CHART

	Humidity		
	40%	60%	80%
60°F (16°C)	< 230 Minutes	< 210 Minutes	< 190 Minutes
70°F (21°C)	< 170 Minutes	< 150 Minutes	< 130 Minutes
80°F (27°C)	< 140 Minutes	< 120 Minutes	< 100 Minutes

Note: This chart is for reference only; actual jobsite times may vary.

Tech Support
1-800-726-7845

Bostik, Inc.

11320 W. Watertown Plank Road
Wauwatosa, WI 53226

www.bostik.com/us