



Big Tile & Stone™

POLYMER-MODIFIED LARGE & HEAVY TILE MORTAR

KEY FEATURES

- For interior or exterior installations
- For large and heavy tile installations
- Exceeds ANSI A118.4 and A118.11

DESCRIPTION

Bostik Big Tile & Stone™ is a polymer-modified, large & heavy tile mortar used for interior or exterior installations to set all large sized ceramic, porcelain, granite, slate, marble, limestone, thin porcelain tiles, large porcelain panels and dimensional stone tiles. Bostik Big Tile & Stone™ may also be used for vertical applications. Use over polyethylene uncoupling membranes and fleeced sheet membranes, structurally-sound: properly prepared concrete, exterior grade plywood (interior/dry use only), cementitious backer board, Bostik Ultra-Set® Advanced, Bostik Black-Top™, Bostik GoldPlus™ and existing, well-bonded vinyl composition tile (VCT) or ceramic tile. Big Tile & Stone™ may be used for uneven tile and stone thicknesses; or to minimize lippage. Big Tile & Stone™ white formulation is approved for non-sag applications for tiles up to 12" x 24".

WHERE TO USE

Interior/exterior floors, walls and countertops.

DIRECTIONS FOR USE

Read and understand technical and safety data sheets completely before beginning installation. Follow applicable ANSI, NTCA and TCNA installation standards. Refer to www.bostik.com/us for the most recent product information and safety data sheet prior to installation.

SURFACE PREPARATION

All surfaces must be structurally sound, clean, free of dust, dirt, oil, grease, water, curing compounds, sealers, waxes or any contaminants that may inhibit proper bond. TCNA recommends roughening or scarifying glazed tile substrates.

NOTE: It is the user's responsibility to determine the condition and suitability of all surfaces before application.

MIXING

Mix with water only. Using a slow speed mixer (<150 rpm), mix 5 to 6 quarts of clean, potable water to 50 lbs. of Bostik Big Tile & Stone™. Mix to creamy consistency.

NOTE: For installation of large bodied wall tiles the product should be mixed to a stiff but creamy consistency. Excess water or a "loose" mix may cause tiles to slip. Do not re-temper by adding more liquid.

No slake required.



APPLICATION

Apply a thin coat of Bostik Big Tile & Stone™ with the flat edge of trowel to achieve a good mechanical bond to the substrate. Apply additional mortar with the appropriate size notched trowel. If any evidence of skinning or setting occurs, remove and re-apply fresh mortar. Apply mortar to an area no greater than can be tiled in 30 to 45 minutes.

Apply tile using a twisting motion into a fresh bed of mortar to ensure maximum contact and bond. Periodically check back of tile to ensure proper transfer (interior applications – minimum 80% coverage; exterior, wet, or plywood applications – minimum 95% coverage). Temperatures must be between 50°F (10°C) - 100°F (37.8°C) during installation.

NOTE: If the appropriate coverage is not achieved, a larger trowel notch may be required. Back-butter each tile with mortar. A finished mortar bed thickness of 1/8" to 3/4" is required.

TYPICAL PHYSICAL PROPERTIES

Open Time at 70°F (21.1°C)	30-45 minutes
Adjustment Time at 70°F (21.1°C)	20-30 minutes
Pot Life at 70°F (21.1°C)	3.5 hours
Initial Set at 70°F (21.1°C)	8-10 hours
Final Set at 70°F (21.1°C)	10-15 hours





Exceeds ANSI A118.4 and A118.11 requirements

28 Day Shear Strengths:

Porcelain Tile	375 psi (ANSI REQ 200)
Glazed Wall Tile	557 psi (ANSI REQ 300)
Quarry Tile	300 psi
Quarry to Wood*	250 psi (ANSI REQ 150)
28 Day Compressive Strength	3400 psi

* Wood failure (wood typically fails between 250 to 300 psi)
All numbers represent minimum test results.

RECOMMENDED TROWELS FOR MAXIMUM PERFORMANCE

Coverage 85-100 ft ²	Coverage 70-80 ft ²	Coverage 50-60 ft ²	Coverage 30-35 ft ²
			
3/16" X 5/32" V-Notch	1/4" X 1/4" Square-Notch	1/4" X 3/8" Square-Notch	1/2" X 1/2" Square-Notch

Trowel size is suggested to maximize mortar transfer/coverage. Periodically check coverage during installation. Uneven substrate may require the use of either a leveling/patching material, or larger notched trowel for proper mortar coverage.

Application Over Plywood: Maximum joist spacing shall be 16" on center. Plywood shall be Underlayment Exterior Grade or C-C Plugged Exterior Grade plywood (or better). If the existing floor is less than 1" thick, glue and nail 15/32" or 1/2" APA Underlayment Exterior Grade or C-C Plugged Exterior Grade plywood to the floor. Glue and nail using 5D or 6D (1 1/2" or 2") cement coated screw shank nails 6" on center along the panel edges and a maximum of 8" on center each way throughout the panel. Allow 1/8" gap between underlayment sheet edges and all areas that abut walls, drains, posts, etc., these areas shall be filled with mortar when tiles are installed. Clean and rough sand the plywood. Due to the limitations of plywood as a substrate, Bostik Big Tile & Stone™ is not intended for use on plywood in exterior, wet interior, or applications subject to heavy/commercial traffic.

Application Over Existing/VCT Flooring: Vinyl must be clean and well-bonded to substrate. Do not install over cushion-backed or perimeter bonded sheet vinyl. Remove any loose pieces of vinyl or flooring. Ensure the exposed substrate is suitable for application. Some flooring and cutback adhesive may contain asbestos. Follow all Federal, state and local guidelines for proper removal. Refer to the Resilient Floor Covering Institute's "Recommended Work Practices for the Removal of Resilient Floor Coverings."

Application Over Existing Ceramic Tile: Tile must be clean and well-bonded to substrate. Mechanical abrasion with Carborundum disk, followed by a clean water wash is recommended. Installation must be thoroughly rinsed and dry before setting the new tile.

CLEAN-UP

Clean all tools and equipment immediately with soap and water. Do not allow material to dry on surface of tile.

CURING

Keep all foot traffic off the installation until tile is firmly set (approximately 12 hours). Set times are dependent upon temperature, humidity, porosity of substrate and tile size.

GROUTING

Depending on ambient air, slab, and material temperatures, grouting can generally begin after 12 hours with most Bostik grouting systems. Allow 48 hours before grouting with any Bostik EzPoxy™ EzClean™ or any 100% solids epoxy grout. Allow 24 to 48 hours before grouting with Bostik pre-mixed grouts. Allow 7 to 10 days before grouting porcelain tile panel or thin porcelain tile installations.

LIMITATIONS

- Do not mix with Bostik Flex-A-Lastic™ Admixture or Bostik 425™ Multi-Purpose Acrylic Latex Admixture.
- Do not use for installing moisture sensitive stones (e.g., green marble) or resin-backed stone.
- Do not use in installations where deflection exceeds L/360 (1" in 30 feet).
- Do not apply over oriented strand board, particle board, masonite, luan, or similar unstable substrates.
- Do not use where hydrostatic pressure can occur.
- Due to the limitations of plywood as a substrate, Bostik Big Tile & Stone™ is not intended for use on plywood in exterior, wet interior, or applications subject to heavy/commercial traffic.
- For marble and limestone, refer to Marble Institute of America's deflection requirements.

PACKAGING

50 lb. bag, white and gray formulations.

DANGER

CORROSIVE WHEN WET. MAY CAUSE BURNS. IRRITATING TO SKIN, EYES AND RESPIRATORY TRACT. MAY CAUSE CANCER. Do not breathe dust. Do not get in eyes, on skin or on clothing. Do not swallow. Handle with care. Use only in a well-ventilated area or wear a mask. Wear protective clothing including gloves during handling. Wash thoroughly after handling. Store bag in a cool, dry area. Do not reuse bag.

KEEP OUT OF REACH OF CHILDREN

FIRST AID TREATMENT

Contains Portland Cement, Gypsum and Quartz Silica. If in eyes or on skin, rinse with water for at least 15 minutes. If on clothes, remove clothing. If breathed in, move person to fresh air. If swallowed, call a Poison Control Center or doctor immediately. Do not induce vomiting.

SEE SAFETY DATA SHEET

CHEMICAL EMERGENCY: 800-424-9300 (USA),
703-527-3887 (International)

MEDICAL EMERGENCY: 866-767-5089

STORAGE/SHELF LIFE

Store in a clean, dry area, off the ground on a pallet, not affected by freezing or hot temperatures. Shelf life is one year from date of manufacturing in unopened bags.

VOC

0 g/L (as calculated per SCAQMD 1168)

LIMITED WARRANTY

Limited Warranty found at www.bostik.com/us or call 800.726.7845. TO THE MAXIMUM EXTENT ALLOWED BY LAW, BOSTIK DISCLAIMS ALL OTHER EXPRESS OR IMPLIED WARRANTIES, INCLUDING WITHOUT LIMITATION WARRANTIES OF MERCHANTABILITY AND FITNESS FOR A PARTICULAR PURPOSE. UNLESS OTHERWISE STATED IN THE LIMITED WARRANTY, THE SOLE REMEDY FOR BREACH OF WARRANTY IS REPLACEMENT OF THE PRODUCT OR REFUND OF THE BUYER'S PURCHASE PRICE. BOSTIK DISCLAIMS ANY LIABILITY FOR DIRECT, INCIDENTAL, CONSEQUENTIAL, OR SPECIAL DAMAGES TO THE MAXIMUM EXTENT ALLOWED BY LAW. DISCLAIMERS OF IMPLIED WARRANTIES MAY NOT BE APPLICABLE TO CERTAIN CLASSES OF BUYERS AND SOME STATES DO NOT ALLOW THE EXCLUSION OR LIMITATION OF INCIDENTAL OR CONSEQUENTIAL DAMAGES, SO THE ABOVE LIMITATIONS MAY NOT APPLY TO YOU. It is the buyer's obligation to test the suitability of the product for an intended use prior to using it. The Limited Warranty extends only to the original purchaser and is not transferable or assignable. Any claim for a defective product must be filed within 30 days of discovery of a problem, and must be submitted with written proof of purchase.

BOSTIK HOTLINE

Smart help
1-800-726-7845

Bostik, Inc.

11320 W. Watertown Plank Road
Wauwatosa, WI 53226

www.bostik.com/us

