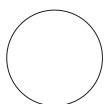




# HIGH PERFORMANCE SEALANTS


## COLOR CHART



White



Capitol Tan



Antique White



Medium Bronze



Light Gray



Bronze



Aluminum Gray



Black



Aluminum Stone



Terra Cotta



Limestone\*



Tan



Stone\*\*



Desert Tan

\*Matches Pro-MS50™ Stone

\*\*Matches Pro-MS50™ & 915FS™ Limestone

Color samples are printed reproductions and should only be used as approximate guides to appearance. Actual shade will depend on lighting and other factors beyond Bostik's control. It is recommended to verify appearance with a test area before main installation.

**BOSTIK HOTLINE**

**Smart help**


**1-800-726-7845**

**Bostik, Inc.**

11320 W Watertown Plank Road

Wauwatosa, WI 53226

[www.bostik.com/us](http://www.bostik.com/us)





# HIGH PERFORMANCE SEALANTS

## COLOR CHART

### COLORS AVAILABLE

	WHITE	ANTIQUÉ WHITE	LIGHT GRAY	STONE	ALUMINUM GRAY	ALUMINUM STONE	LIMESTONE	CAPITOL TAN	MEDIUM BRONZE	BRONZE	BLACK	TERRA COTTA	TAN	DESERT TAN
915	●		●	●		●	●		●	●	●	●	●	
915-FS	●		●		●		●	●			●			
916	●			●						●				
PRO-MS 50	●	●	●	●	●		●	●	●	●	●	●		●
955-SL							●							

### COVERAGE CHART

Depth	Cartridge / Sausage	1/8"	1/4"	3/8"	1/2"	5/8"	3/4"	7/8"	1"
1/8"	10.1 oz. Cartridge	99	49.5	33	24.5	20	16.5	14	12.5
	28 oz. Cartridge	288	145	95	71	58	48	40	36
	20 oz. Sausage	192	97	63	48	39	31	27	24
1/4"	10.1 oz. Cartridge		24.5	20	12.4	10	8	7	6
	28 oz. Cartridge		71	58	36	29	23	20.5	17.5
	20 oz. Sausage		48	39	24	19	15	14	12
3/8"	10.1 oz. Cartridge			11	8	6.5	5.5	4.5	4
	28 oz. Cartridge			32	23	17	16	13	8
	20 oz. Sausage			21	15	11	10	9	7
1/2"	10.1 oz. Cartridge				6	5	4	3.5	3
	28 oz. Cartridge				17.5	14.5	11.5	10	8
	20 oz. Sausage				11	10	8	7	5

**NOTE:** All values are approximations and can vary due to the joint dimension variations, porosity, and texture of the substrates.